ARCHITECTURAL DRAWINGS

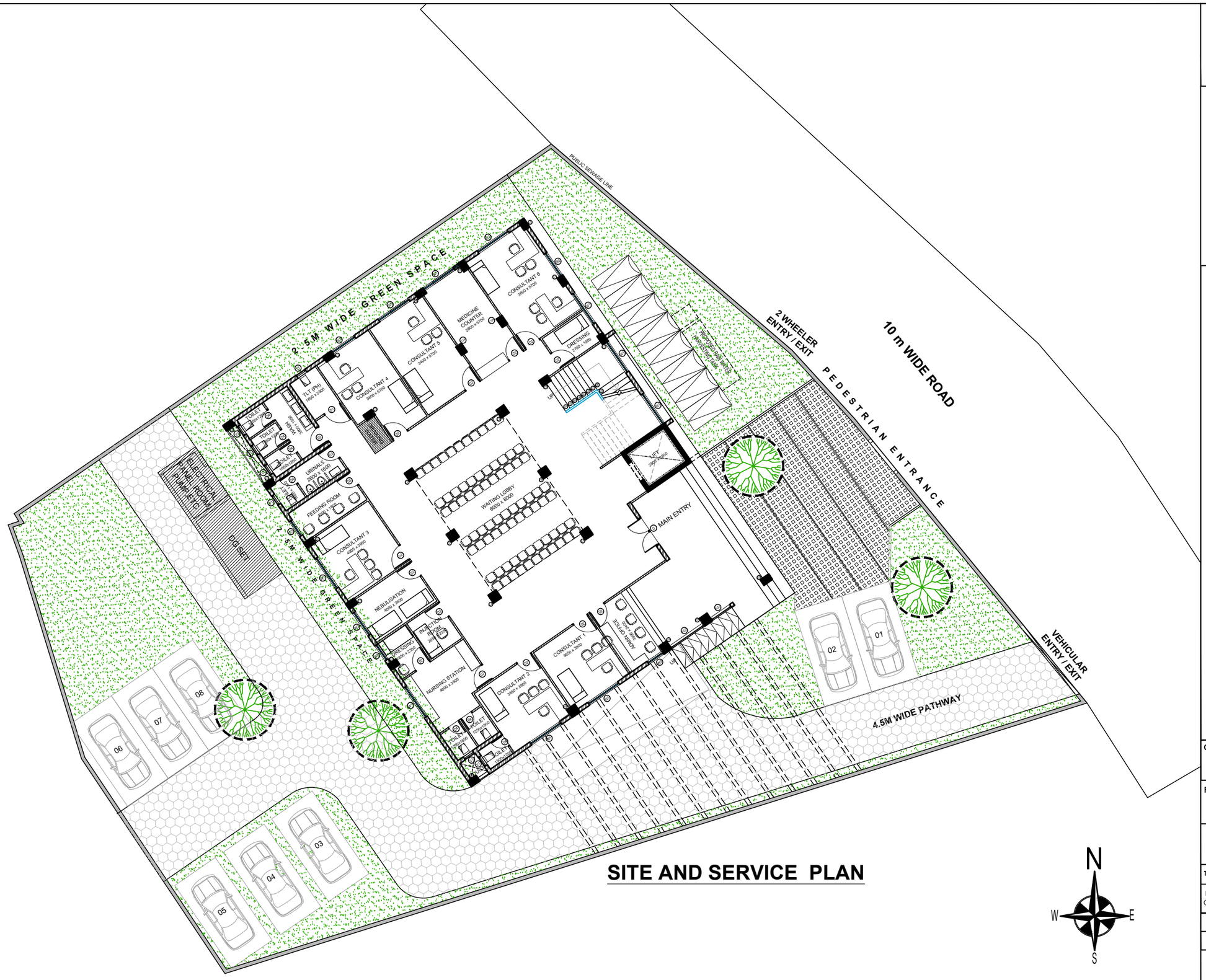

SITE AND SERVICE PLAN

PLAN FOR THE PROPOSED OP & ADMIN BLOCK AT MATTANCHERRY W&C HOSPITAL

NOTE:

1. ALL DIMENSIONS ARE IN MM UNLESS MENTIONED OTHERWISE.
2. ONLY WRITTEN DIMENSION ARE TO BE FOLLOWED
3. THIS DRAWING IS TO BE READ ALONG WITH ALL REFERENCED OR MENTIONED DRAWINGS.
4. NECESSARY CLARIFICATIONS MIGHT BE OBTAINED FROM CSML.
5. DISCREPANCY IF ANY SHOULD BE BROUGHTR TO THE NOTICE OF CSML OFFICE IMMEDIATELY.

CLIENT : COCHIN SMART MISSION LIMITED
10th Floor, Revenue Tower,
Park Avenue, Kochi-682011, Kerala,India

PMC TEAM : IPE Global & HaskoningDHV Consulting Pvt. Ltd.
10th Floor, Revenue Tower,
Park Avenue, Kochi-682011, Kerala,India

PROJECT NAME

INTEGRATED DEVELOPMENT OF WOMEN AND CHILD HOSPITAL MATTANCHERRY

TITLE : SITE AND SERVICE PLAN

DRG NO.	SCALE : N.T.S (A1)	
CSML/M13/HCP/MWC/MP001	DATE : 22-02-2019	

Drawn BY	Design BY	Checked BY	REVISION
U.K.A	A.N	A.K	R1

SIGNATORY ARCHITECT:	SIGNATORY CSML :

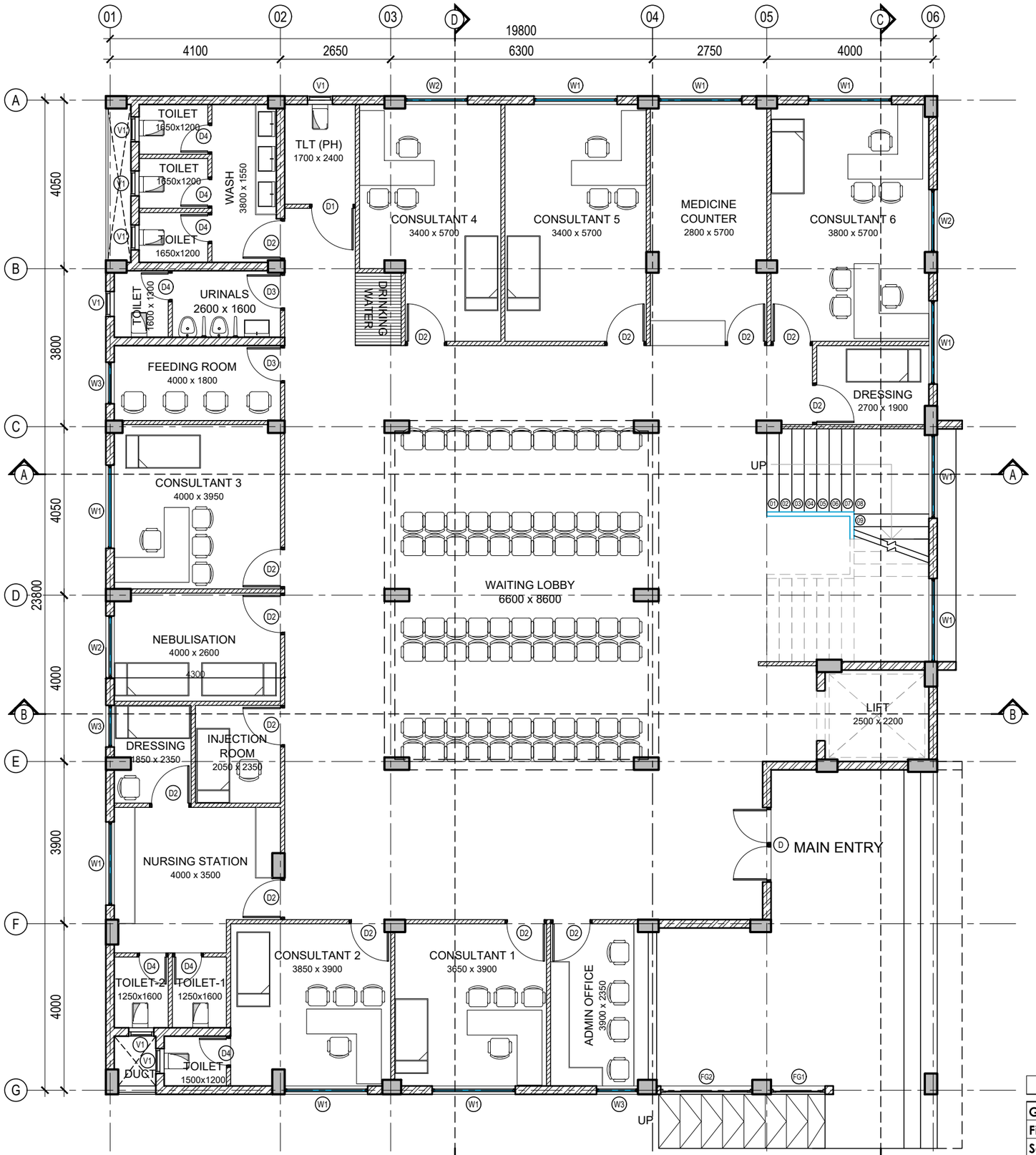

GROUND FLOOR PLAN

PLAN FOR THE PROPOSED OP & ADMIN BLOCK AT MATTANCHERRY W&C HOSPITAL

NOTE:

1. ALL DIMENSIONS ARE IN MM UNLESS MENTIONED OTHERWISE.
2. ONLY WRITTEN DIMENSION ARE TO BE FOLLOWED
3. THIS DRAWING IS TO BE READ ALONG WITH ALL REFERENCED OR MENTIONED DRAWINGS.
4. NECESSARY CLARIFICATIONS MIGHT BE OBTAINED FROM CSML.
5. DISCREPANCY IF ANY SHOULD BE BROUGHTR TO THE NOTICE OF CSML OFFICE IMMEDIATELY.

DOOR SCHEDULE

TYPE		Rough Opening Width (MM)	Rough Opening Height (MM)	No.
Ground Floor				
D	Double Door (1000MM+1000MM)	1800	2100	1
D1	Single Door	1100	2100	1
D2	Single Door	1000	2100	14
D3	Single Door	900	2100	2
D4	Single Door	750	2100	7
First Floor				
D1	Single Door	1100	2100	1
D2	Single Door	1000	2100	11
D3	Single Door	900	2100	1
D4	Single Door	750	2100	4
Second Floor				
D1	Single Door	1100	2100	1
D2	Single Door	1000	2100	7
D3	Single Door	900	2100	5
D4	Single Door	750	2100	4
Terrace Floor				
D2	Single Door	1000	2100	1

WINDOW SCHEDULE

TYPE		Rough Opening Width (MM)	Rough Opening Height (MM)	No.
Ground Floor				
W1	4-Vision Panel	2000	1400	10
W2	3-Vision Panel	1500	1400	3
W3	2-Vision Panel	1000	1400	3
V1	Ventilator	600	600	7
FG1	Fixed Glass	1300	1400	1
FG2	Fixed Glass	2200	1400	1
First Floor				
W1	4-Vision Panel	2000	1400	13
W2	3-Vision Panel	1500	1400	4
W3	2-Vision Panel	1000	1400	5
V1	Ventilator	600	600	5
FG3	Fixed Glass	2700	1400	1
Second Floor				
W1	4-Vision Panel	2000	1400	13
W2	3-Vision Panel	1500	1400	2
W3	2-Vision Panel	1000	1400	3
V1	Ventilator	600	600	5

AREA STATEMENT

Gound Floor Area Plinth Area	480.00	Sq.M.	5167	Sq.Ft.
First Floor Area	394.00	Sq.M.	4241	Sq.Ft.
Second Floor Area	397.00	Sq.M.	4273	Sq.Ft.
Terrace Floor Area	32.00	Sq.M.	344	Sq.Ft.
Total Builtup Area	**1303.00**	**Sq.M.**	**14025**	**Sq.Ft.**

CLIENT : COCHIN SMART MISSION LIMITED
10th Floor, Revenue Tower,
Park Avenue, Kochi-682011, Kerala,India

PMC TEAM : IPE Global & HaskoningDHV Consulting Pvt. Ltd.
10th Floor, Revenue Tower,
Park Avenue, Kochi-682011, Kerala,India

PROJECT NAME
INTEGRATED DEVELOPMENT OF WOMEN AND CHILD HOSPITAL MATTANCHERRY

TITLE : GROUND FLOOR PLAN

DRG NO. CSML/M13/HCP/MWC/AR001
SCALE : 1: 50 (A1)
DATE : 22-02-2019

Drawn BY	Design BY	Checked BY	REVISION
UNNI	ANAND	ABHISHEK	R0

SIGNATORY ARCHITECT:

SIGNATORY CSML :

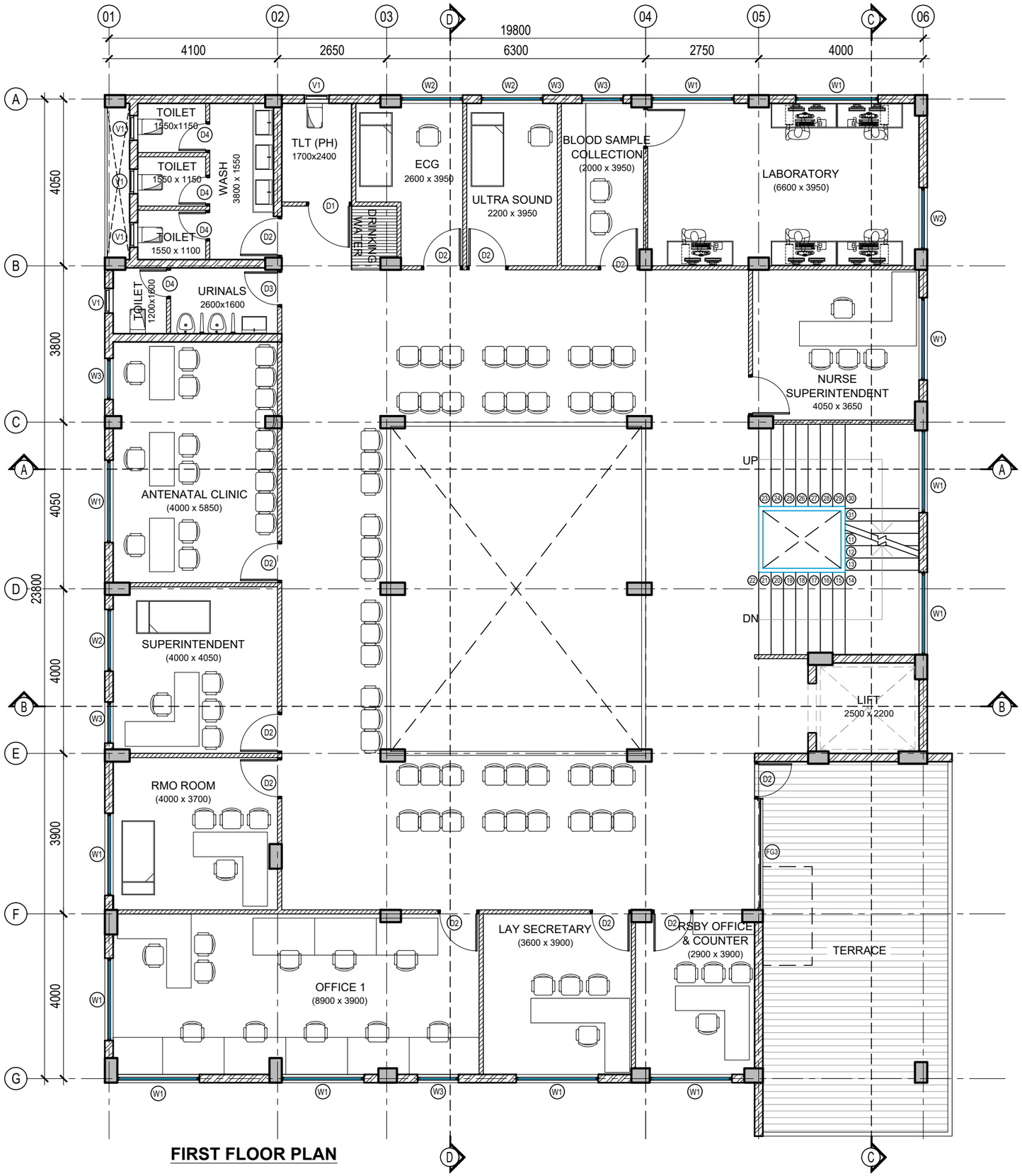

FIRST FLOOR PLAN

PLAN FOR THE PROPOSED OP & ADMIN BLOCK AT MATTANCHERRY W&C HOSPITAL

NOTE:

1. ALL DIMENSIONS ARE IN MM UNLESS MENTIONED OTHERWISE.
2. ONLY WRITTEN DIMENSION ARE TO BE FOLLOWED
3. THIS DRAWING IS TO BE READ ALONG WITH ALL REFERENCED OR MENTIONED DRAWINGS.
4. NECESSARY CLARIFICATIONS MIGHT BE OBTAINED FROM CSML.
5. DISCREPANCY IF ANY SHOULD BE BROUGHTR TO THE NOTICE OF CSML OFFICE IMMEDIATELY.

DOOR SCHEDULE

TYPE		Rough Opening Width (MM)	Rough Opening Height (MM)	No.
Ground Floor				
D	Double Door (1000MM+1000MM)	1800	2100	1
D1	Single Door	1100	2100	1
D2	Single Door	1000	2100	14
D3	Single Door	900	2100	2
D4	Single Door	750	2100	7
First Floor				
D1	Single Door	1100	2100	1
D2	Single Door	1000	2100	11
D3	Single Door	900	2100	1
D4	Single Door	750	2100	4
Second Floor				
D1	Single Door	1100	2100	1
D2	Single Door	1000	2100	7
D3	Single Door	900	2100	5
D4	Single Door	750	2100	4
Terrace Floor				
D2	Single Door	1000	2100	1

WINDOW SCHEDULE

TYPE		Rough Opening Width (MM)	Rough Opening Height (MM)	No.
Ground Floor				
W1	4-Vision Panel	2000	1400	10
W2	3-Vision Panel	1500	1400	3
W3	2-Vision Panel	1000	1400	3
V1	Ventilator	600	600	7
FG1	Fixed Glass	1300	1400	1
FG2	Fixed Glass	2200	1400	1
First Floor				
W1	4-Vision Panel	2000	1400	13
W2	3-Vision Panel	1500	1400	4
W3	2-Vision Panel	1000	1400	5
V1	Ventilator	600	600	5
FG3	Fixed Glass	2700	1400	1
Second Floor				
W1	4-Vision Panel	2000	1400	13
W2	3-Vision Panel	1500	1400	2
W3	2-Vision Panel	1000	1400	3
V1	Ventilator	600	600	5

AREA STATEMENT

Gound Floor Area Plinth Area	480.00	Sq.M.	5167	Sq.Ft.
First Floor Area	394.00	Sq.M.	4241	Sq.Ft.
Second Floor Area	397.00	Sq.M.	4273	Sq.Ft.
Terrace Floor Area	32.00	Sq.M.	344	Sq.Ft.
Total Builtup Area	**1303.00**	**Sq.M.**	**14025**	**Sq.Ft.**

CLIENT : COCHIN SMART MISSION LIMITED
10th Floor, Revenue Tower,
Park Avenue, Kochi-682011, Kerala,India

PMC TEAM : IPE Global & HaskoningDHV Consulting Pvt. Ltd.
10th Floor, Revenue Tower,
Park Avenue, Kochi-682011, Kerala,India

PROJECT NAME
INTEGRATED DEVELOPMENT OF WOMEN AND CHILD HOSPITAL MATTANCHERRY

TITLE : FIRST FLOOR PLAN

DRG NO.	SCALE : 1: 50 (A1)	
CSML/M13/HCP/MWC/AR002	DATE : 22-02-2019	

Drawn BY	Design BY	Checked BY	REVISION
UNNI	ANAND	ABHISHEK	R0

SIGNATORY ARCHITECT:

SIGNATORY CSML :

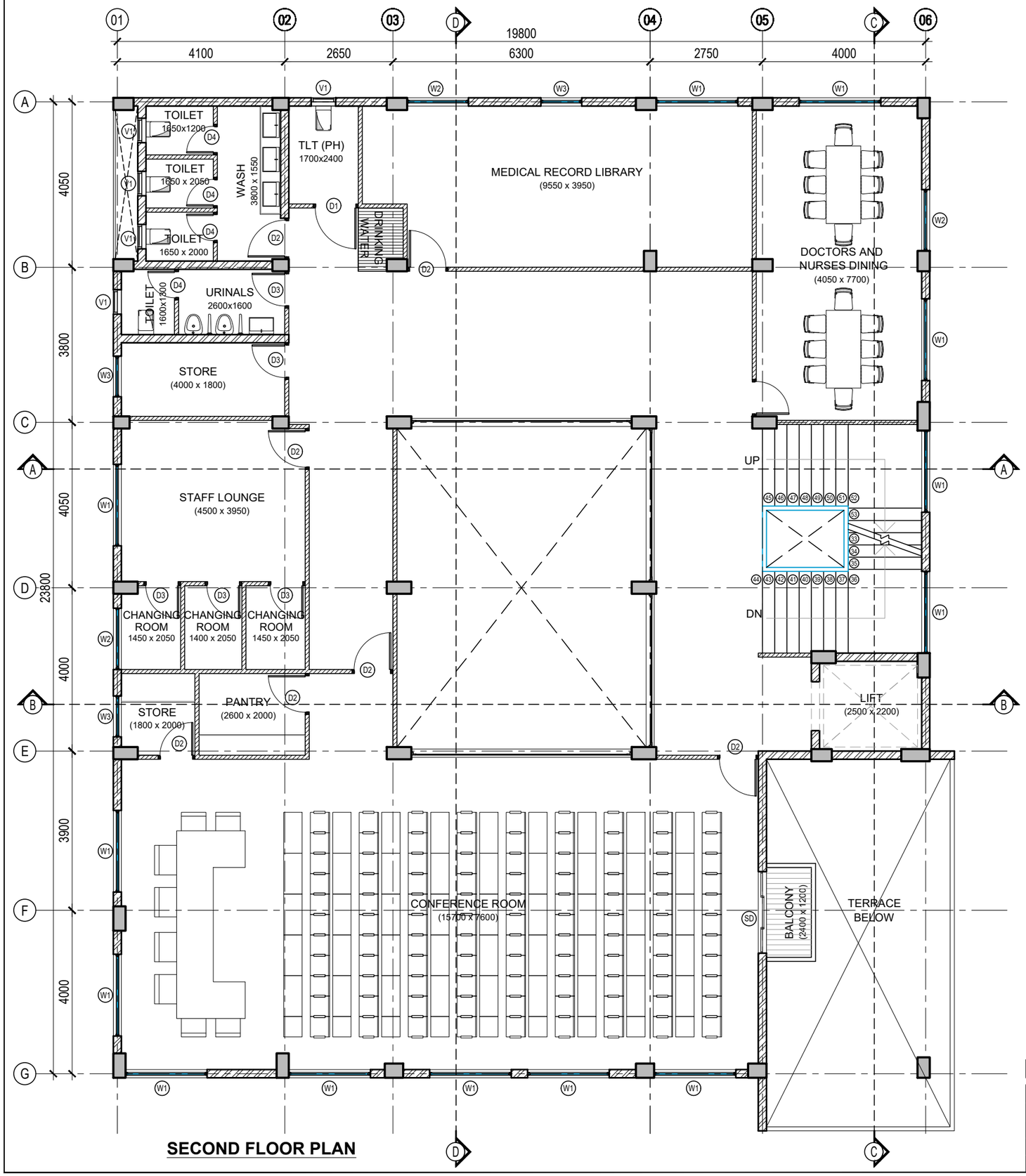

SECOND FLOOR PLAN

PLAN FOR THE PROPOSED OP & ADMIN BLOCK AT MATTANCHERRY W&C HOSPITAL

NOTE:

1. ALL DIMENSIONS ARE IN MM UNLESS MENTIONED OTHERWISE.
2. ONLY WRITTEN DIMENSION ARE TO BE FOLLOWED
3. THIS DRAWING IS TO BE READ ALONG WITH ALL REFERENCED OR MENTIONED DRAWINGS.
4. NECESSARY CLARIFICATIONS MIGHT BE OBTAINED FROM CSML.
5. DISCREPANCY IF ANY SHOULD BE BROUGHTR TO THE NOTICE OF CSML OFFICE IMMEDIATELY.

DOOR SCHEDULE

TYPE		Rough Opening Width (MM)	Rough Opening Height (MM)	No.
Ground Floor				
D	Double Door (1000MM+1000MM)	1800	2100	1
D1	Single Door	1100	2100	1
D2	Single Door	1000	2100	14
D3	Single Door	900	2100	2
D4	Single Door	750	2100	7
First Floor				
D1	Single Door	1100	2100	1
D2	Single Door	1000	2100	11
D3	Single Door	900	2100	1
D4	Single Door	750	2100	4
Second Floor				
D1	Single Door	1100	2100	1
D2	Single Door	1000	2100	7
D3	Single Door	900	2100	5
D4	Single Door	750	2100	4
Terrace Floor				
D2	Single Door	1000	2100	1

WINDOW SCHEDULE

TYPE		Rough Opening Width (MM)	Rough Opening Height (MM)	No.
Ground Floor				
W1	4-Vision Panel	2000	1400	10
W2	3-Vision Panel	1500	1400	3
W3	2-Vision Panel	1000	1400	3
V1	Ventilator	600	600	7
FG1	Fixed Glass	1300	1400	1
FG2	Fixed Glass	2200	1400	1
First Floor				
W1	4-Vision Panel	2000	1400	13
W2	3-Vision Panel	1500	1400	4
W3	2-Vision Panel	1000	1400	5
V1	Ventilator	600	600	5
FG3	Fixed Glass	2700	1400	1
Second Floor				
W1	4-Vision Panel	2000	1400	13
W2	3-Vision Panel	1500	1400	2
W3	2-Vision Panel	1000	1400	3
V1	Ventilator	600	600	5

AREA STATEMENT

Gound Floor Area Plinth Area	480.00	Sq.M.	5167	Sq.Ft.
First Floor Area	394.00	Sq.M.	4241	Sq.Ft.
Second Floor Area	397.00	Sq.M.	4273	Sq.Ft.
Terrace Floor Area	32.00	Sq.M.	344	Sq.Ft.
Total Builtup Area	**1303.00**	**Sq.M.**	**14025**	**Sq.Ft.**

CLIENT : COCHIN SMART MISSION LIMITED
10th Floor, Revenue Tower,
Park Avenue, Kochi-682011, Kerala,India

PMC TEAM : IPE Global & HaskoningDHV Consulting Pvt. Ltd.
10th Floor, Revenue Tower,
Park Avenue, Kochi-682011, Kerala,India

PROJECT NAME
INTEGRATED DEVELOPMENT OF WOMEN AND CHILD HOSPITAL MATTANCHERRY

TITLE : SECOND FLOOR PLAN

DRG NO.	SCALE : 1: 50 (A1)	
CSML/M13/HCP/MWC/AR003	DATE : 22-02-2019	

Drawn BY	Design BY	Checked BY	REVISION
UNNI	ANAND	ABHISHEK	R0

SIGNATORY ARCHITECT:

SIGNATORY CSML :

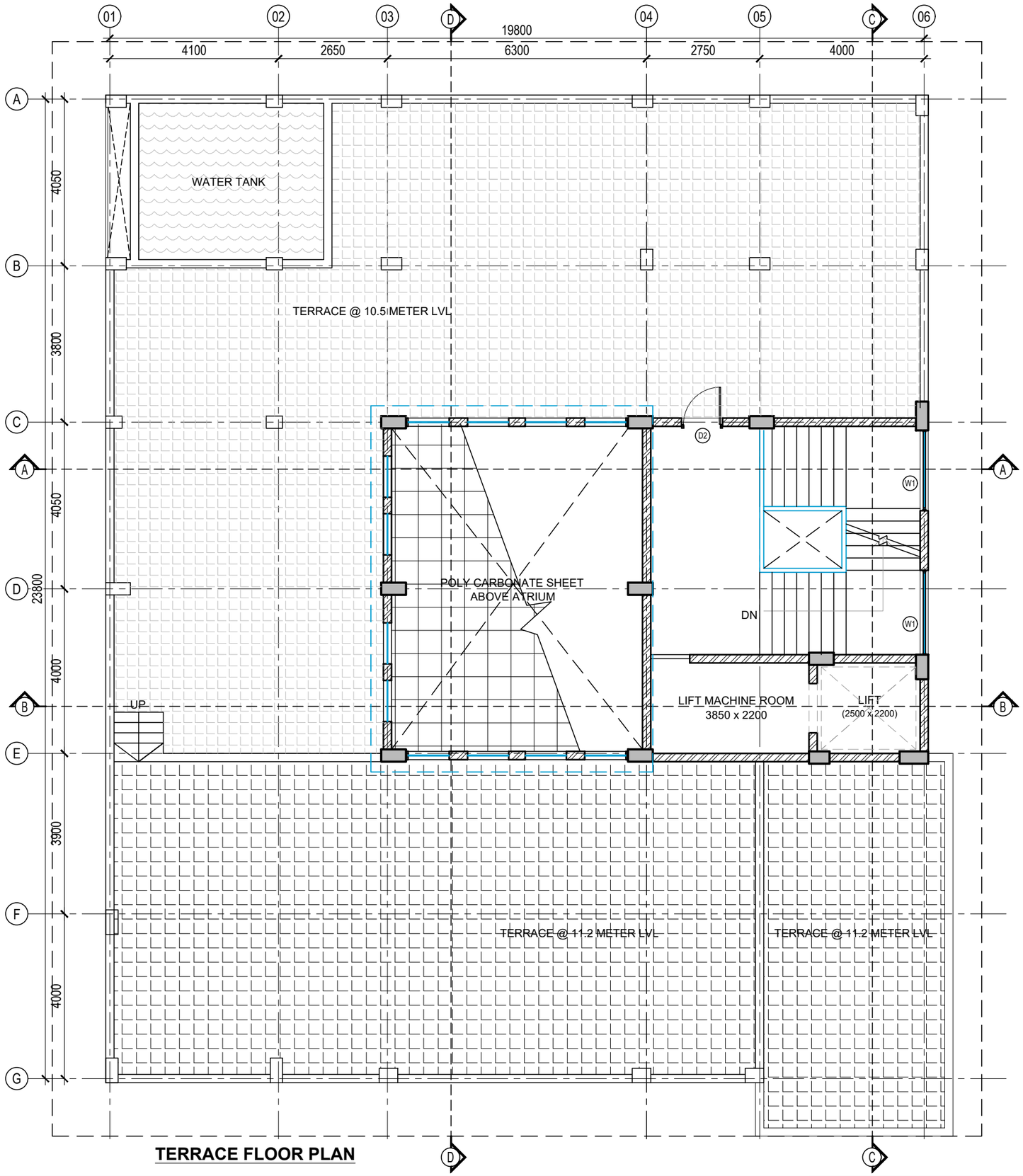

TERRACE FLOOR PLAN

PLAN FOR THE PROPOSED OP & ADMIN BLOCK AT MATTANCHERRY W&C HOSPITAL

NOTE:

1. ALL DIMENSIONS ARE IN MM UNLESS MENTIONED OTHERWISE.
2. ONLY WRITTEN DIMENSION ARE TO BE FOLLOWED
3. THIS DRAWING IS TO BE READ ALONG WITH ALL REFERENCED OR MENTIONED DRAWINGS.
4. NECESSARY CLARIFICATIONS MIGHT BE OBTAINED FROM CSML.
5. DISCREPANCY IF ANY SHOULD BE BROUGHTR TO THE NOTICE OF CSML OFFICE IMMEDIATELY.

DOOR SCHEDULE

TYPE		Rough Opening Width (MM)	Rough Opening Height (MM)	No.
Ground Floor				
D	Double Door (1000MM+1000MM)	1800	2100	1
D1	Single Door	1100	2100	1
D2	Single Door	1000	2100	14
D3	Single Door	900	2100	2
D4	Single Door	750	2100	7
First Floor				
D1	Single Door	1100	2100	1
D2	Single Door	1000	2100	11
D3	Single Door	900	2100	1
D4	Single Door	750	2100	4
Second Floor				
D1	Single Door	1100	2100	1
D2	Single Door	1000	2100	7
D3	Single Door	900	2100	5
D4	Single Door	750	2100	4
Terrace Floor				
D2	Single Door	1000	2100	1

WINDOW SCHEDULE

TYPE		Rough Opening Width (MM)	Rough Opening Height (MM)	No.
Ground Floor				
W1	4-Vision Panel	2000	1400	10
W2	3-Vision Panel	1500	1400	3
W3	2-Vision Panel	1000	1400	3
V1	Ventilator	600	600	7
FG1	Fixed Glass	1300	1400	1
FG2	Fixed Glass	2200	1400	1
First Floor				
W1	4-Vision Panel	2000	1400	13
W2	3-Vision Panel	1500	1400	4
W3	2-Vision Panel	1000	1400	5
V1	Ventilator	600	600	5
FG3	Fixed Glass	2700	1400	1
Second Floor				
W1	4-Vision Panel	2000	1400	13
W2	3-Vision Panel	1500	1400	2
W3	2-Vision Panel	1000	1400	3
V1	Ventilator	600	600	5

CLIENT : COCHIN SMART MISSION LIMITED
10th Floor, Revenue Tower,
Park Avenue, Kochi-682011, Kerala,India

PMC TEAM : IPE Global & HaskoningDHV Consulting Pvt. Ltd.
10th Floor, Revenue Tower,
Park Avenue, Kochi-682011, Kerala,India

PROJECT NAME
INTEGRATED DEVELOPMENT OF WOMEN AND CHILD HOSPITAL MATTANCHERRY

TITLE : TERRACE FLOOR PLAN

DRG NO.	SCALE : 1: 50 (A1)	
CSML/M13/HCP/MWC/AR004	DATE : 22-02-2019	

Drawn BY	Design BY	Checked BY	REVISION
UNNI	ANAND	ABHISHEK	R0

SIGNATORY ARCHITECT:	SIGNATORY CSML :

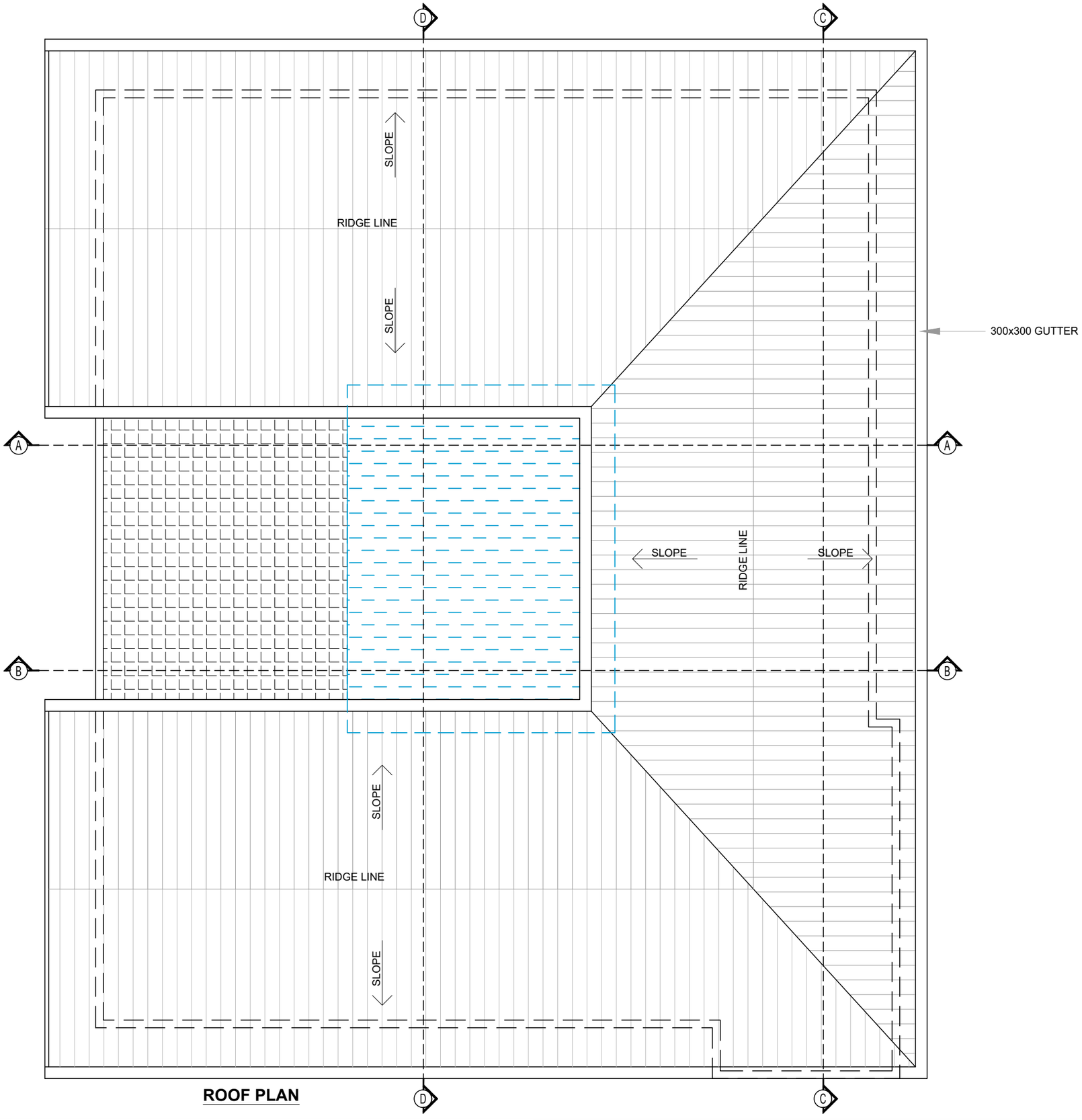

ROOF PLAN

PLAN FOR THE PROPOSED OP & ADMIN BLOCK AT MATTANCHERRY W&C HOSPITAL

NOTE:

1. ALL DIMENSIONS ARE IN MM UNLESS MENTIONED OTHERWISE.
2. ONLY WRITTEN DIMENSION ARE TO BE FOLLOWED
3. THIS DRAWING IS TO BE READ ALONG WITH ALL REFERENCED OR MENTIONED DRAWINGS.
4. NECESSARY CLARIFICATIONS MIGHT BE OBTAINED FROM CSML.
5. DISCREPANCY IF ANY SHOULD BE BROUGHTR TO THE NOTICE OF CSML OFFICE IMMEDIATELY.

CLIENT : COCHIN SMART MISSION LIMITED
10th Floor, Revenue Tower,
Park Avenue, Kochi-682011, Kerala,India

PMC TEAM : IPE Global & HaskoningDHV Consulting Pvt. Ltd.
10th Floor, Revenue Tower,
Park Avenue, Kochi-682011, Kerala,India

PROJECT NAME
INTEGRATED DEVELOPMENT OF WOMEN AND CHILD HOSPITAL MATTANCHERRY

TITLE : ROOF PLAN

DRG NO.	SCALE : 1: 50 (A1)	
CSML/M13/HCP/MWC/AR005	DATE : 22-02-2019	

Drawn BY	Design BY	Checked BY	REVISION
UNNI	ANAND	ABHISHEK	R0

SIGNATORY ARCHITECT:	SIGNATORY CSML :

ELEVATION

PLAN FOR THE PROPOSED OP & ADMIN BLOCK AT MATTANCHERRY W&C HOSPITAL

NOTE:

1. ALL DIMENSIONS ARE IN MM UNLESS MENTIONED OTHERWISE.
2. ONLY WRITTEN DIMENSION ARE TO BE FOLLOWED
3. THIS DRAWING IS TO BE READ ALONG WITH ALL REFERENCED OR MENTIONED DRAWINGS.
4. NECESSARY CLARIFICATIONS MIGHT BE OBTAINED FROM CSML.
5. DISCREPANCY IF ANY SHOULD BE BROUGHTR TO THE NOTICE OF CSML OFFICE IMMEDIATELY.

CLIENT : COCHIN SMART MISSION LIMITED
10th Floor, Revenue Tower,
Park Avenue, Kochi-682011, Kerala,India

PMC TEAM : IPE Global & HaskoningDHV Consulting Pvt. Ltd.
10th Floor, Revenue Tower,
Park Avenue, Kochi-682011, Kerala,India

PROJECT NAME
INTEGRATED DEVELOPMENT OF WOMEN AND CHILD HOSPITAL MATTANCHERRY

TITLE : FRONT SIDE ELEVATION

DRG NO.	SCALE : 1: 50 (A1)	
CSML/M13/HCP/MWC/AR101	DATE : 22-02-2019	

Drawn BY	Design BY	Checked BY	REVISION
UNNI	ANAND	ABHISHEK	R0

SIGNATORY ARCHITECT:	SIGNATORY CSML :

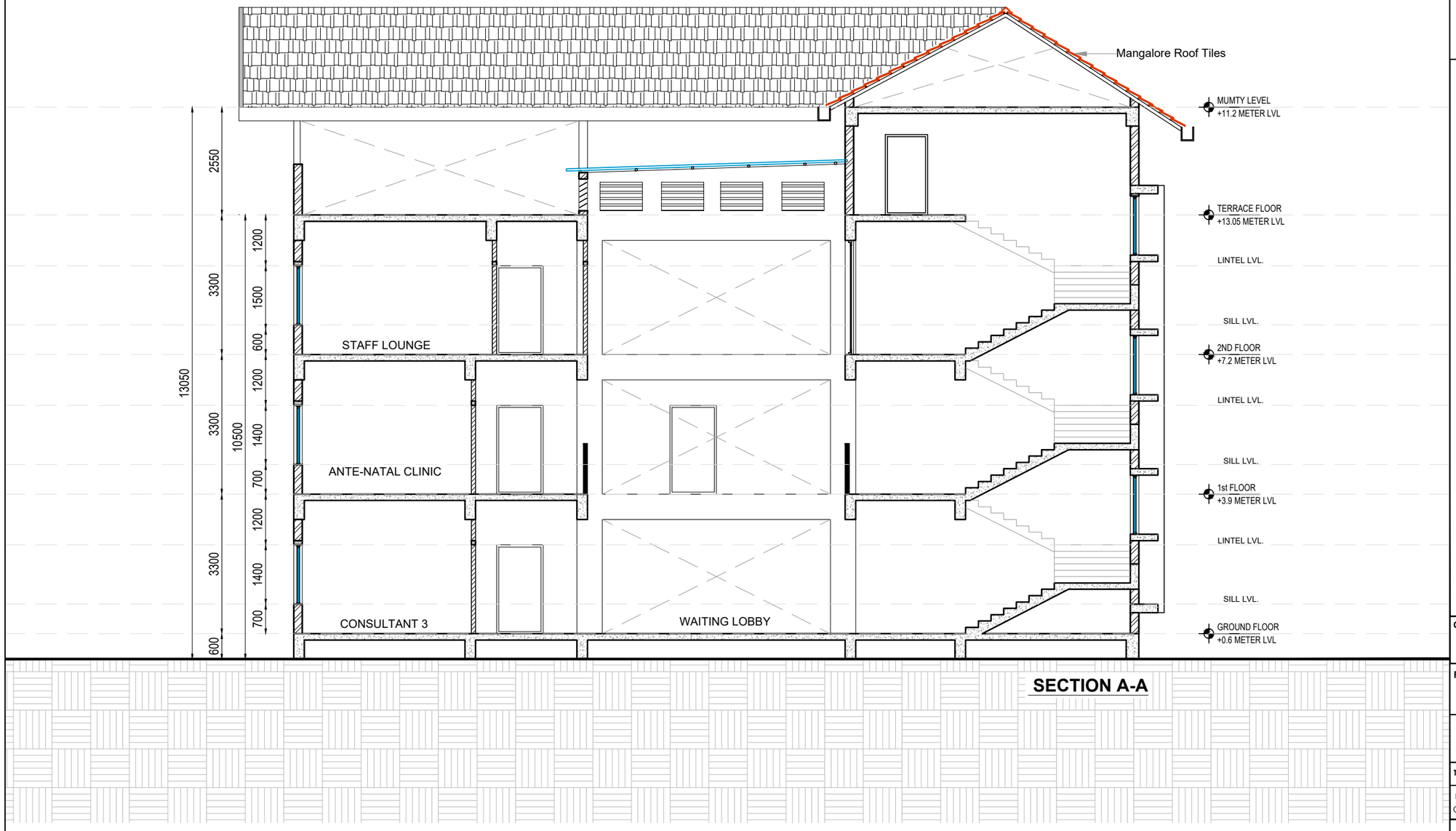

SECTION A-A

PLAN FOR THE PROPOSED OP & ADMIN BLOCK AT MATTANCHERRY W&C HOSPITAL

NOTE:

1. ALL DIMENSIONS ARE IN MM UNLESS MENTIONED OTHERWISE.
2. ONLY WRITTEN DIMENSION ARE TO BE FOLLOWED
3. THIS DRAWING IS TO BE READ ALONG WITH ALL REFERENCED OR MENTIONED DRAWINGS.
4. NECESSARY CLARIFICATIONS MIGHT BE OBTAINED FROM CSML.
5. DISCREPANCY IF ANY SHOULD BE BROUGHTR TO THE NOTICE OF CSML OFFICE IMMEDIATELY.

CLIENT : COCHIN SMART MISSION LIMITED
10th Floor, Revenue Tower,
Park Avenue, Kochi-682011, Kerala,India

PMC TEAM : IPE Global & HaskoningDHV Consulting Pvt. Ltd.
10th Floor, Revenue Tower,
Park Avenue, Kochi-682011, Kerala,India

PROJECT NAME
INTEGRATED DEVELOPMENT OF WOMEN AND CHILD HOSPITAL MATTANCHERRY

TITLE : SECTION A-A

DRG NO.	SCALE : 1: 50 (A1)	
CSML/M13/HCP/MWC/AR201	DATE : 22-02-2019	

Drawn BY	Design BY	Checked BY	REVISION
UNNI	ANAND	ABHISHEK	R0

SIGNATORY ARCHITECT:

SIGNATORY CSML :

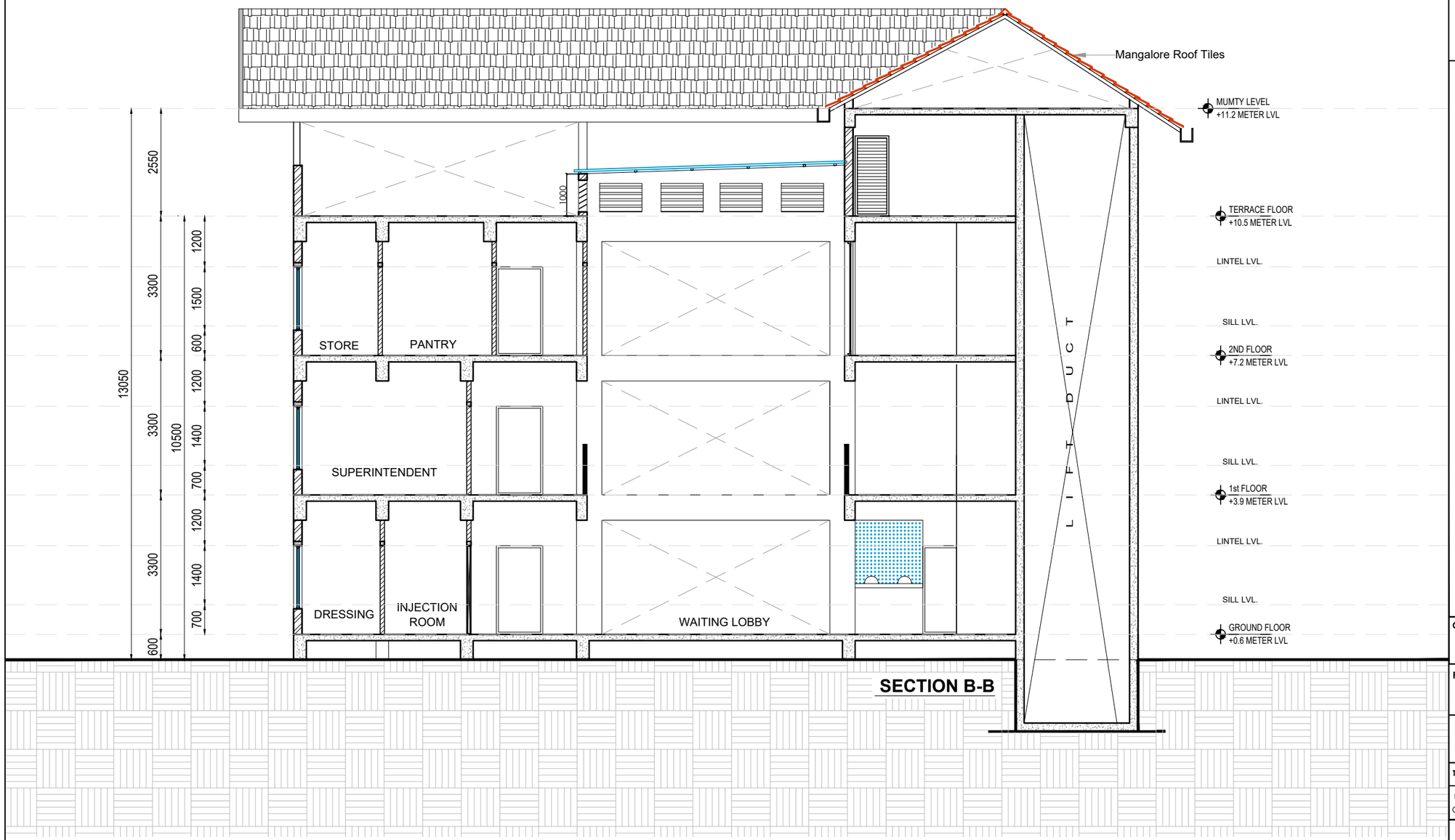

PLAN FOR THE PROPOSED OP & ADMIN BLOCK AT MATTANCHERRY W&C HOSPITAL

NOTE:

1. ALL DIMENSIONS ARE IN MM UNLESS MENTIONED OTHERWISE.
2. ONLY WRITTEN DIMENSION ARE TO BE FOLLOWED
3. THIS DRAWING IS TO BE READ ALONG WITH ALL REFERENCED OR MENTIONED DRAWINGS.
4. NECESSARY CLARIFICATIONS MIGHT BE OBTAINED FROM CSML.
5. DISCREPANCY IF ANY SHOULD BE BROUGHTR TO THE NOTICE OF CSML OFFICE IMMEDIATELY.

CLIENT : COCHIN SMART MISSION LIMITED
10th Floor, Revenue Tower,
Park Avenue, Kochi-682011, Kerala,India

PMC TEAM : IPE Global & HaskoningDHV Consulting Pvt. Ltd.
10th Floor, Revenue Tower,
Park Avenue, Kochi-682011, Kerala,India

PROJECT NAME
INTEGRATED DEVELOPMENT OF WOMEN AND CHILD HOSPITAL MATTANCHERRY

TITLE : SECTION B-B

DRG NO.	SCALE : 1: 50 (A1)	
CSML/M13/HCP/MWC/AR202	DATE : 22-02-2019	

Drawn BY	Design BY	Checked BY	REVISION
UNNI	ANAND	ABHISHEK	R0

SIGNATORY ARCHITECT:

SIGNATORY CSML :

STRUCTURAL DRAWINGS

GENERAL NOTES:-

1. STRUCTURAL DRAWINGS ARE PREPARED BASED ON ARCHITECTURAL DRAWINGS ISSUED BY THE CLIENT.
2. ALL DIMENSIONS ARE IN MILLIMETRES AND ALL LEVELS ARE IN METRES UNLESS NOTED OTHERWISE. NO DIMENSION SHALL BE MEASURED FROM THE DRAWING.
3. LAPS/SPLICES SHALL NOT BE PROVIDED AT MAXIMUM BENDING MOMENT ZONES. LAPS/ SPLICES SHALL BE STAGGERED BY AT LEAST 600 mm / NOT MORE THAN 50 % OF THE BARS IN A SECTION SHALL BE LAPPED / SPLICED AT THAT SECTION.
4. NOT MORE THAN HALF THE COLUMN REINFORCEMENT SHALL BE LAPPED AT A SECTION.
5. UNLESS NOTED OTHERWISE GRADE OF CONCRETE MIX SHALL BE M30 CONFIRMING TO- IS 456 - 2000 . REINFORCEMENTS SHALL BE OF HIGH YIELD STRENGTH DEFORMED BARS OF GRADE Fe- 500 CONFIRMING TO -IS 1786 - 1979.
6. CLEAR COVER TO MAIN REINFORCEMENT ARE AS FOLLOWS.

SLAB	BEAM	COLUMN	PILE	PILE CAP & GRADE BEAM
20mm	25 mm	40 mm	50 mm	75 mm

7. DEVELOPMENT LENGTH AND ANCHORAGE LENGTH (Ld) FOR M25 GRADE CONCRETE ARE AS FOLLOWS.

BAR DIA	BAR IN TENSION	BAR IN COMPRESSION
8	400	300
10	500	400
12	550	450
16	750	600
20	950	750
25	1150	950

8. 8# 2 LEGGED STIRRUPS @ 110 TO 200 c/c MEANS 2 LEG 8mm DIA STIRRUPS SPACING 110 AT SUPPORT AND 200 AT CENTER.
9. FOLLOWING LOADS ARE ASSUMED FOR THIS BUILDING

LIVE LOADS kg/sqm.	
STAIR/PASSAGE	400
TOILET	200
ULTRA SOUND, LAB, STORE	500
MACHINE ROOF	1000
OFFICE/ ALL ROOMS	300
FLAT ROOF	150
SLOPED ROOF	75

DEAD LOADS kg/sqm.	
FLOOR	300 / 375
FLOOR FINISH	100
SUNKEN FLOOR	560

10. ALL SETTING OUT OF DIMENSIONS AND LEVELS SHALL BE AS PER ARCHITECTURAL DRAWINGS.
11. IN SLABS ALTERNATIVE BARS ARE TO BE BEND UP AND EXTRA RODS TO BE PLACED OVER BOTTOM STRAIGHT RODS, ABOVE ALL BEAM/WALL SUPPORTS.
12. WALL LOAD IS TAKEN ONLY AT PLACES WHERE WALLS ARE SHOWN IN PLAN. NO WALLS SHALL BE CONSTRUCTED APART FROM THE ARCHITECTURAL DRAWING.
13. CENTER LINE DIMENSIONS SHOULD BE VERIFIED WITH ARCHITECTURAL DRAWINGS.
14. POSITIONING OF SLEEVES TO BE GOT APPROVED FROM STRUCTURAL CONSULTANTS & PROVISIONS MADE DURING CASTING.
15. THE FOUNDATION & COLUMNS ARE DESIGNED FOR G+2 FLOORS+LIGHT ROOFING

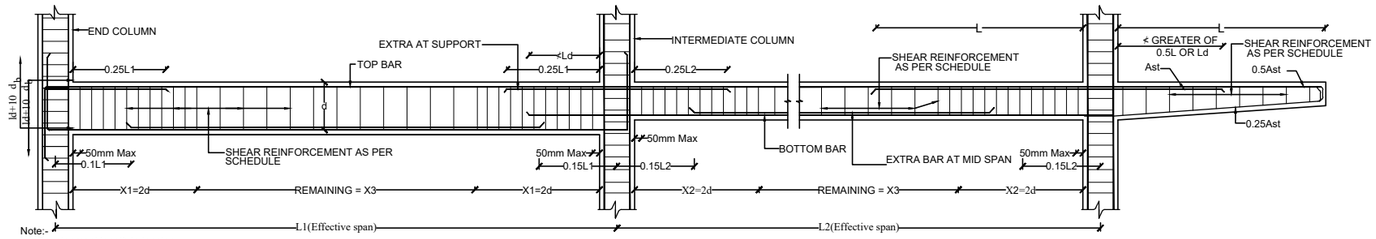

Note:-
Ld: Development length in tension.
d : Bar diameter.

TYP. DETAIL OF BEAM, STIRRUPS AND CURTAILMENT LENGTH FOR BEAMS

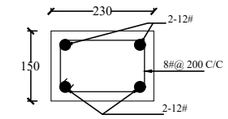

TYP. LINTEL BAND

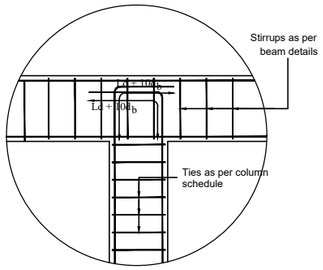

COLUMN BEAM JUNCTION AT ROOF LVL. IN MID-SPAN

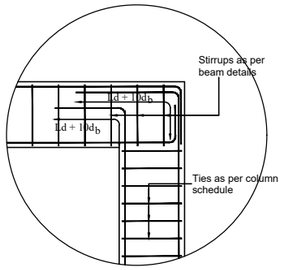

COLUMN BEAM JUNCTION AT ROOF LVL. IN END-SPAN

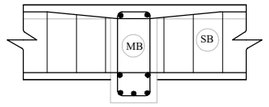

MB-MAIN BEAM
SB-SUB BEAM

TYPICAL DETAILS AT BEAM INTER SECTION SUB BEAM SHALLOWER THAN MAIN BEAM

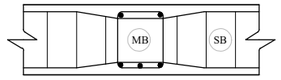

TYPICAL DETAILS AT BEAM INTER SECTION MAIN BEAM AND SUB BEAM SAME DEPTH

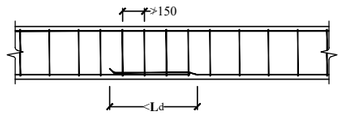

LAP,SPLICE IN BEAMS

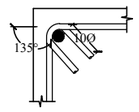

DETAIL AT STIRRUP END

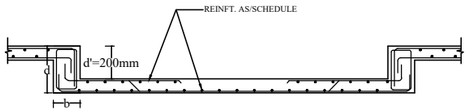

DETAILS OF SUNKEN SLAB

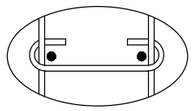

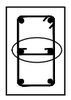

GENERAL DETAIL FOR ' C ' HOOK

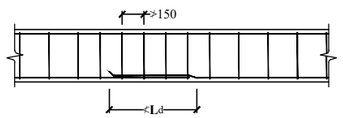

LAP,SPLICE IN BEAMS

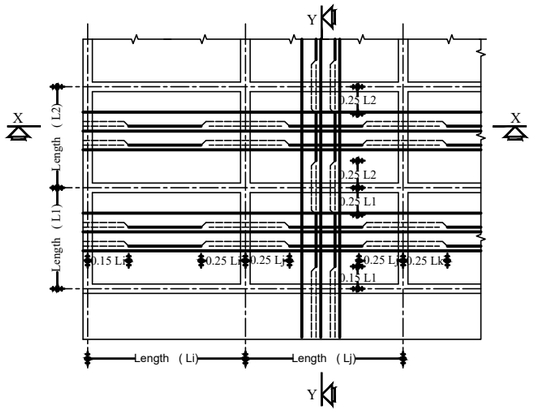

TYP. DETAILS OF SLAB REINFORCEMENT

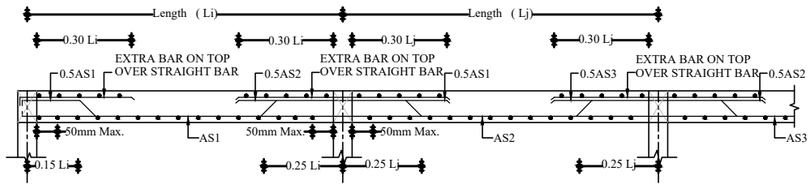

SECTION X-X

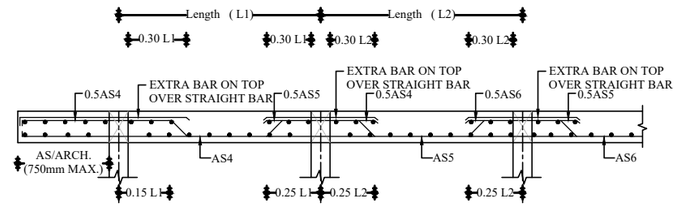

SECTION Y-Y

CONSULTANT INTEGRAL SOLUTIONS G - 3107, 2nd FLOOR, JN INTERNATIONAL STADIUM, KALOOR, KOCHI - 682017. Ph: 0484 - 4064505 | FAX: 0484 - 2534987 | www.integralsolutions.co.in	ARCHITECTS		DRAWING DETAILS GENERAL NOTES & TYPICAL DETAILS	DESIGN BY: NITHIN T.J DRAWN BY: RENJITH	CLIENT: COCHIN SMART MISSION LIMITED
STRUCTURAL ENGINEER NEENAMMA KURIEN N.VENUGOPALAN APPROVED BY THE STATE Govt. G.OS 1. G.O. (MS) No. 62/2003/PWD Dated,Thiruvananthapuram 18.12.2003 2. G.O. (MS) No. 58/2004/PWD Dated,Thiruvananthapuram 26.05.2004 3. G.O. (MS) No. 38/2013/PWD Dated,Thiruvananthapuram 09.05.2013	AR. DRG NO. STRL. DRG NO. CSML/M13/HCP/MWC/ST-01 ARTICLE NO./ REF NO.	REVISIONS: SL NO. / PARTICULARS / DATE REMARKS: DRAWING FOR EXECUTION BOOK NO. 01 SHEET NO. 01		CHECKED BY: DIBIN T DAVIS APPROVED BY: N.VENUGOPALAN SCALE: NTS DATE: 05.02.2019 UNIT: mm	PROJECT: OP & ADMIN BLOCK MOTHER AND CHILD HOSPITAL, MATTANCHERY DRAWING TITLE: GENERAL NOTES & TYPICAL DETAILS

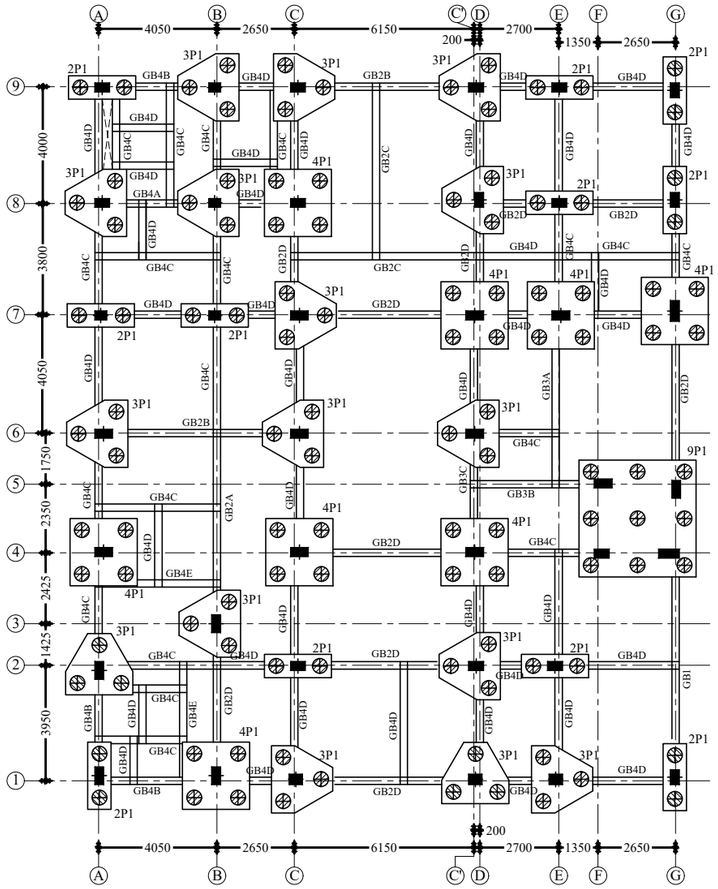

LAYOUT OF PILECAPS & GRADE BEAMS

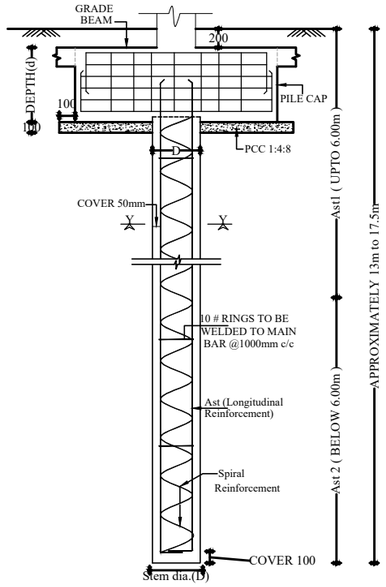

ELEVATION



SECTION Y-Y

BORED CAST - IN - SITU DMC PILE

PILE NOTES:- FOR BORED CAST - IN - SITU RC PILE

1. ALL DIMENSIONS ARE IN MILLIMETRES AND ALL LEVELS ARE IN METRES. UNLESS NOTED OTHERWISE.
2. BASED ON THE SOIL INVESTIGATION REPORT BORED CAST IN SITU RC PILE IS PROPOSED FOR FOUNDATION.
3. BORED CAST IN SITU RC PILES OF LENGTH APPROXIMATELY 13m (BORE HOLE No.1 & 2 LOCATIONS) TO 17.5m (BORE HOLE No.3 LOCATION) FROM G.L. & PENETRATED INTO DENSE SAND STRATA IS RECOMMENDED & DIA. 50cm TO TRANSFER A SAFE LOAD OF 45t PROPOSED.
4. REGARDING SPECIFICATION FOR MATERIALS AND STRESSES, WORKMANSHIP etc., IS CODE FOR DESIGN AND CONSTRUCTION OF BORED AND CAST IN SITU PILE FOUNDATION - IS 2911 (PART 1 - SEC 2) SHALL BE FOLLOWED.
5. PROPER RECORD OF CONCRETING OF THE PILE MAY BE KEPT. FREQUENT CHECKS SHALL BE MADE BY COMPARING THE QUANTITY OF CONCRETE CONSUMED WITH THE THEORETICAL VOLUME.
6. BORED CAST IN SITU RC PILES APPROXIMATELY 13m TO 17.50m & PENETRATED INTO DENSE SAND STRATA IS PROPOSED .
7. CLEAR COVER TO REINFORCEMENT FOR PILE & GRADE BEAM IS 50mm AND PILE CAP IS 75 mm.
8. GRADE OF CONCRETE FOR PILES ARE M30 WITH MINIMUM CEMENT CONTENT OF 400Kg/cum OF CONCRETE. REINFORCEMENTS SHALL BE OF HIGH YIELD STRENGTH DEFORMED BARS OF GRADE Fe 500 CONFORMING TO -IS 1786 -1979.
9. CARE SHOULD BE TAKEN TO PRESERVE THE COVER INDICATED AND THE ALIGNMENT OF THE REINFORCEMENT THROUGHOUT THE WHOLE OPERATION OF PLACING THE CONCRETE. CENTRE LINE OF COLUMN SHOULD COINCIDE WITH THE CENTRE OF GRAVITY OF THE PILE CAP.
10. THE PILE CAPS AND GRADE BEAMS SHOULD BE CAST OVER 100mm THICK LEVELLING COURSE OF CONCRETE.
11. ALL PILE CAPS SHOULD BE CONNECTED WITH GRADE BEAMS.
12. THE TOP OF THE PILE CAPS AND GRADE BEAMS ARE AS PER THE SECTION DETAILS GIVEN.
13. PILE LOAD TESTS MUST BE CONDUCTED AT SITE AS PER IS 2911 - 1985 (PART-4) " LOAD TEST ON PILES " TO ENSURE THE ABOVE SAFE LOADS TAKEN FOR DESIGN, IF THE LOAD CARRYING CAPACITY PER PILE IS LESS THAN THE ABOVE VALUES, THE MATTER SHOULD BE REPORTED TO THE ENGINEER IN CHARGE FOR REVISING THE DESIGN OF PILE FOUNDATION, BEFORE THE EXECUTION OF WORK.
14. THE FOUNDATION RESTING AT THE LOWEST LEVEL SHOULD BE INSTALLED FIRST.
15. PILE DRAWINGS ARE PREPARED BASED ON COLUMN ALIGNMENTS. EACH COLUMN ALIGMENT MUST BE CHECKED WITH ARCHITECTURAL DRAWINGS BEFORE EXECUTION.
16. BORING OF PILES SHALL BE DONE WITHOUT CAUSING ANY DAMAGE LIKE CAVING OF ADJACENT PILES.
17. FOUNDATION IS DESIGNED FOR G+ 2 FLOORS.

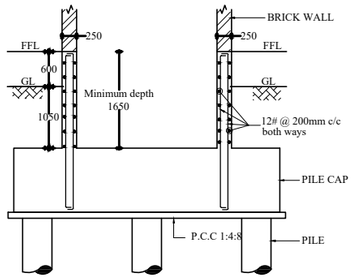

SECTION X - X

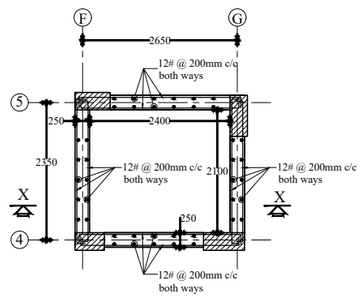

DETAILS OF LIFT PIT

DETAILS OF GRADE BEAMS

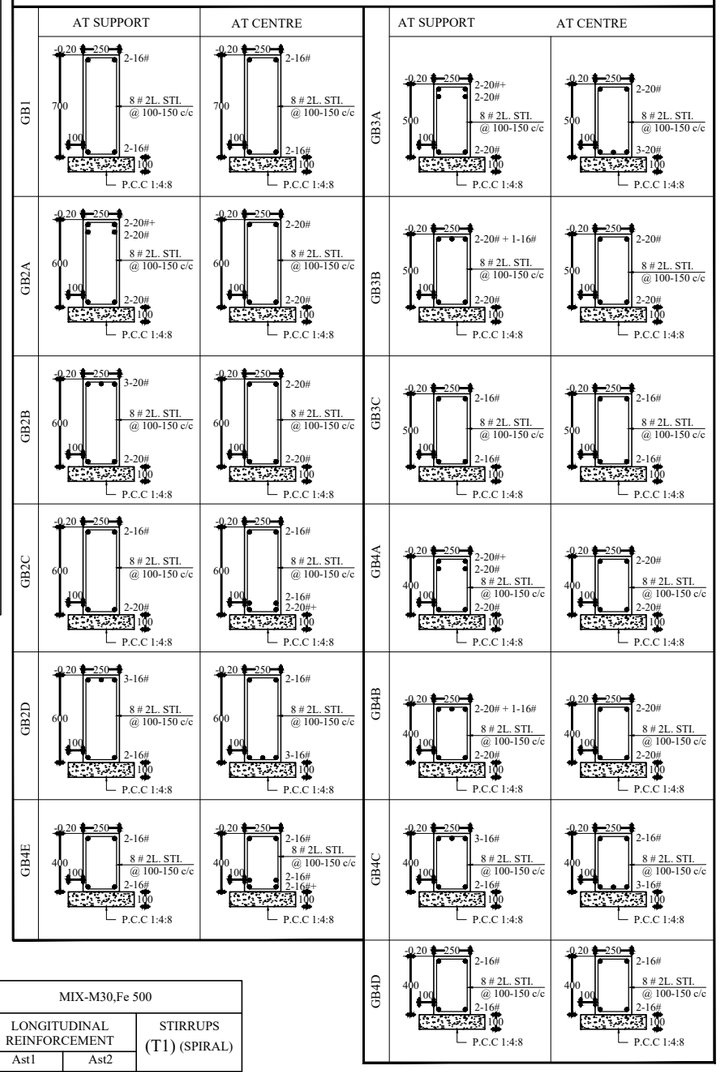

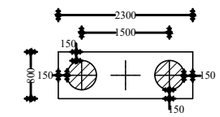

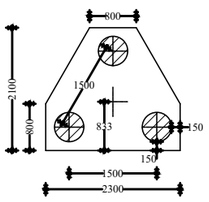

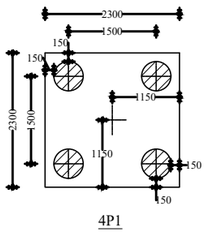

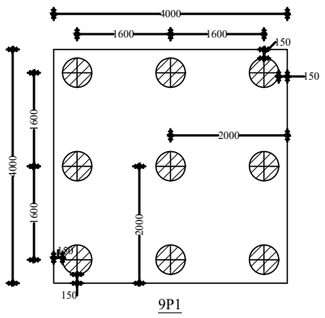

PILE SCHEDULE		MIX-M30,Fe 500		
Name of Pile	DIA. OF PILE (D) (mm)	LONGITUDINAL REINFORCEMENT		STIRRUPS (T1) (SPIRAL)
		Ast1	Ast2	
P1	500	16 # - 07 Nos	12 # - 07 Nos	08# @ 150 c/c

PILE CAP SCHEDULE										MIX-M30,Fe 500
S. NO	PILE CAP MARK	DIA. OF PILES (D)	CAP LENGTH	CAP WIDTH	CAP OVERALL DEPTH(d)	TOP REINFT.	BOTTOM REINFT.	SKIN REINFT.	SHEAR REINFT.	DISTRIBUTION STEEL
1	2P1	500	2300	800	800	12 # 06 Nos.	20 # 06 Nos.	10 # 150mmc/c	10 # @ 200mmc/c	-
2	3P1	500	2300	2100	850	12 # 06 Nos.	20 # 06 Nos.	12 # 100mmc/c	-	12 # @ 100mm c/c
3	4P1	500	2300	2300	850	12 # @ 150mm c/c	16 # @ 150mm c/c	12 # 100mmc/c	-	-
4	9P1	500	4000	4000	1000	16 # @ 150mm c/c	16 # @ 150mm c/c	12 # 100mmc/c	-	-

CONSULTANT

INTEGRAL SOLUTIONS

G - 3107, 2nd FLOOR, JN INTERNATIONAL STADIUM, KALOOR, KOCHI - 682017.
Ph: 0484 - 4064505 | FAX: 0484 - 2534987 | www.integralsolutions.co.in

STRUCTURAL ENGINEER

NEENAMMA KURIEN

N.VENUGOPALAN

APPROVED BY THE STATE Govt. G.OS

1. G.O. (MS) No. 62/2003/PWD Dated,Thiruvananthapuram 18.12.2003
2. G.O. (MS) No. 58/2004/PWD Dated,Thiruvananthapuram 26.05.2004
3. G.O. (MS) No. 38/2013/PWD Dated,Thiruvananthapuram 09.05.2013

ARCHITECTS

AR. DRG NO.

STRL. DRG NO. CSML/M13/HCP/MWC/ST-02

ARTICLE NO./ REF NO.

DRAWING DETAILS

LAYOUT & DETAILS OF PILECAPS & GRADE BEAMS

REVISIONS	SL NO.	PARTICULARS	DATE	REMARKS
				DRAWING FOR EXECUTION

BOOK NO. 01 SHEET NO. 02

DESIGN BY	NITHIN T.J
DRAWN BY	RENJITH
CHECKED BY	DIBIN T DAVIS
APPROVED BY	N.VENUGOPALAN
SCALE	NTS
DATE	05.02.2019
UNIT	mm

CLIENT: COCHIN SMART MISSION LIMITED

PROJECT: OP & ADMIN BLOCK MOTHER AND CHILD HOSPITAL, MATTANCHERY

DRAWING TITLE: LAYOUT & DETAILS OF PILECAPS & GRADE BEAMS

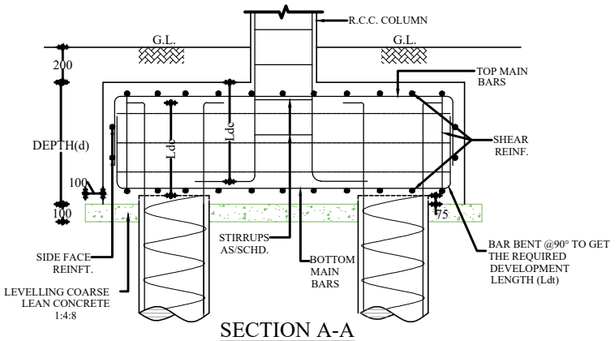

SECTION A-A

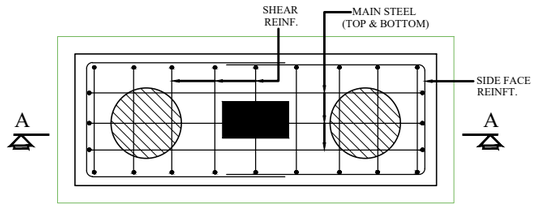

TYPICAL DETAILS OF 2-PILE CAP

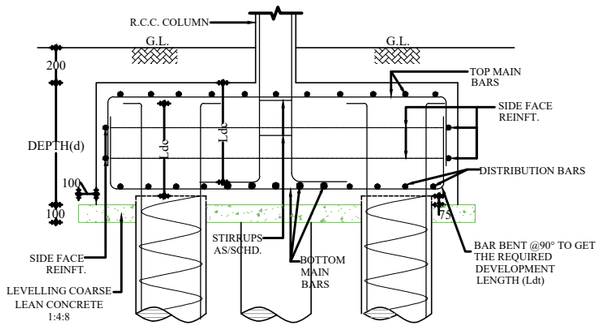

SECTION B-B

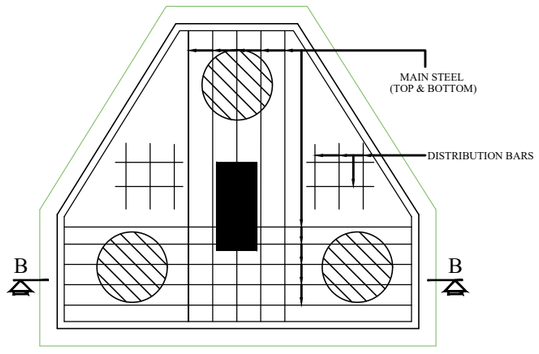

TYPICAL DETAILS OF 3-PILE CAP

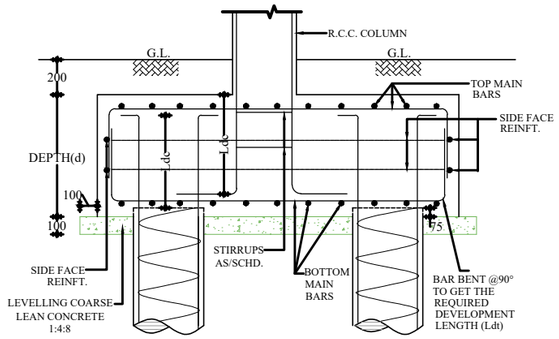

SECTION C-C

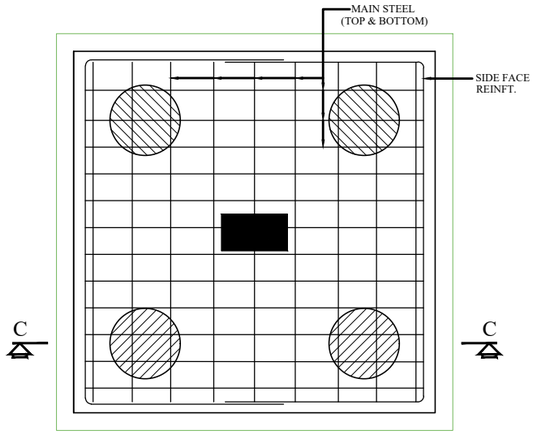

TYPICAL DETAILS OF 4-PILE CAP

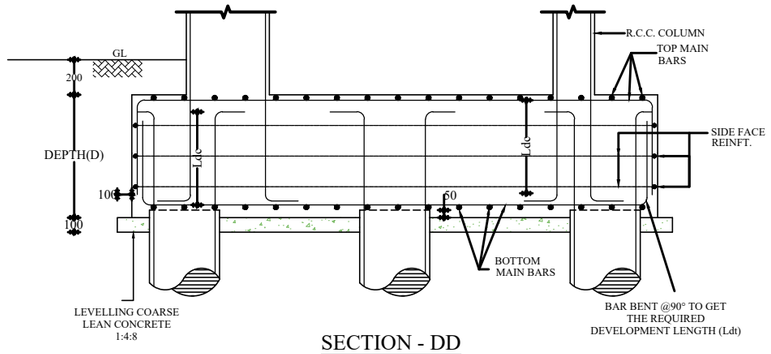

SECTION - DD

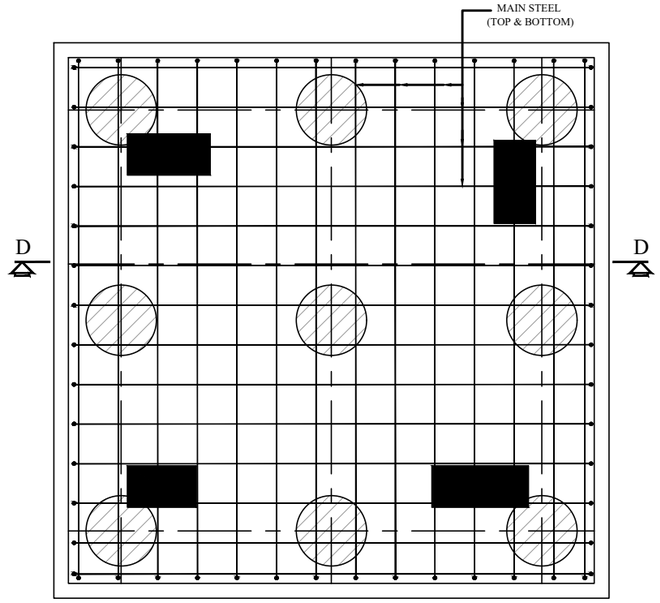

TYPICAL DETAILS OF 9-PILE CAP

CONSULTANT INTEGRAL SOLUTIONS G - 3107, 2nd FLOOR, JN INTERNATIONAL STADIUM, KALOOR, KOCHI - 682017. Ph: 0484 - 4064505 | FAX: 0484 - 2534987 | www.integralsolutions.co.in	ARCHITECTS		DRAWING DETAILS TYPICAL DETAILS OF PILECAPS						DESIGN BY	NITHIN T.J	CLIENT	COCHIN SMART MISSION LIMITED
									DRAWN BY	RENJITH		
STRUCTURAL ENGINEER	AR. DRG NO.		REVISIONS			REMARKS	DRAWING FOR EXECUTION		CHECKED BY	DIBIN T DAVIS	PROJECT	OP & ADMIN BLOCK MOTHER AND CHILD HOSPITAL, MATTANCHERY
	STRL. DRG NO.	CSML/M13/HCP/MWC/ST-03							APPROVED BY	N.VENUGOPALAN		
NEENAMMA KURIEN N.VENUGOPALAN	ARTICLE NO./ REF NO.								SCALE	NTS	DRAWING TITLE	TYPICAL DETAILS OF PILECAPS
APPROVED BY THE STATE Govt. G.OS 1. G.O. (MS) No. 62/2003/PWD Dated,Thiruvananthapuram 18.12.2003 2. G.O. (MS) No. 58/2004/PWD Dated,Thiruvananthapuram 26.05.2004 3. G.O. (MS) No. 38/2013/PWD Dated,Thiruvananthapuram 09.05.2013			SL NO.	PARTICULARS	DATE	BOOK NO.	01	SHEET NO. 03	DATE	05.02.2019 UNIT mm		

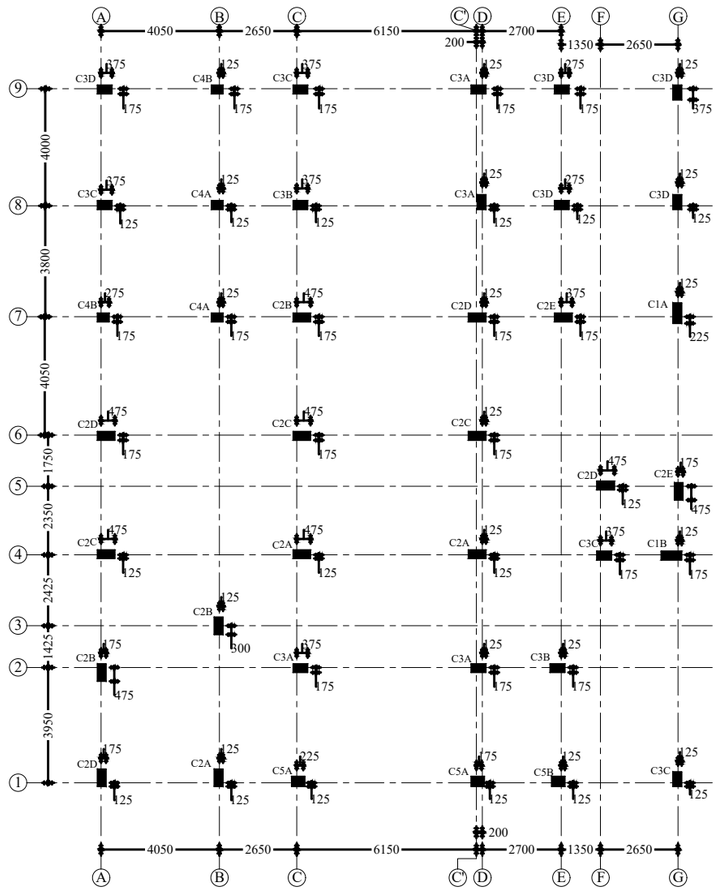

LAYOUT OF COLUMNS

COLUMN SCHEDULE

LEVEL	NAME OF COLUMN	C1A	C1B	C2A	C2B	C2C	C2D	C2E
ABOVE FIRST FLOOR		300, 700: 2-25#+1-20# / 2-20# / 2-25# / 2-20# / 2-25#+1-20#	300, 700: 3-20# / 2-16# / 2-20# / 2-16# / 3-20#	300, 600: 3-25# / 2-25# / 2-20# / 2-20# / 2-25# / 3-25#	300, 600: 3-25# / 2-20# / 2-20# / 3-25#	300, 600: 3-20# / 2-20# / 2-20# / 2-20# / 3-20#	300, 600: 3-20# / 2-16# / 2-16# / 2-16# / 3-20#	300, 600: 3-20 / 2-16# / 2-16# / 3-20
	LATERAL TIES	8 dia. 2Legged Stirrups @100 TO 150 c/c						
FOUNDATION TO FIRST FLOOR		300, 700: 2-25#+1-20# / 2-25# / 2-25# / 2-25# / 2-25#+1-20#	300, 700: 3-20# / 2-20# / 2-20# / 2-20# / 3-20#	300, 600: 3-25# / 2-25# / 2-20# / 2-20# / 2-25# / 3-25#	300, 600: 3-25# / 2-25# / 2-25# / 3-25#	300, 600: 3-20# / 2-20# / 2-20# / 2-20# / 3-20#	300, 600: 3-20# / 2-20# / 2-20# / 2-20# / 3-20#	300, 600: 3-20# / 2-20# / 2-20# / 3-20#
	LATERAL TIES	8 dia. 2Legged Stirrups @100 TO 150 c/c						
	MIX	M30						

LEVEL	NAME OF COLUMN	C3A	C3B	C3C	C3D	C4A	C4B	C5A	C5B
ABOVE FIRST FLOOR		300, 500: 3-25# / 2-20# / 2-20# / 3-25#	300, 500: 2-25#+1-20# / 2-20# / 2-20# / 2-25#+1-20#	300, 500: 3-20# / 2-20# / 2-20# / 3-20#	300, 500: 2-20#+1-16# / 2-16# / 2-20#+1-16#	300, 400: 2-20#+1-16# / 2-20# / 2-20# / 2-20#+1-16#	300, 400: 3-20# / 2-20# / 3-20#	350, 450: 2-25#+2-20# / 2-25# / 2-25# / 2-25#+2-20#	350, 450: 3-20# / 2-20# / 2-20# / 3-20#
	LATERAL TIES	8 dia. 2Legged Stirrups @100 TO 150 c/c							
FOUNDATION TO FIRST FLOOR		300, 500: 3-25# / 2-25# / 2-25# / 3-25#	300, 500: 2-25#+1-20# / 2-20# / 2-20# / 2-25#+1-20#	300, 500: 3-20# / 2-20# / 2-20# / 3-20#	300, 500: 3-20# / 2-20# / 3-20#	300, 400: 2-20#+1-16# / 2-20# / 2-20# / 2-20#+1-16#	300, 400: 3-20# / 2-20# / 3-20#	350, 450: 2-25#+2-20# / 2-25# / 2-25# / 2-25#+2-20#	350, 450: 3-20# / 2-20# / 2-20# / 3-20#
	LATERAL TIES	8 dia. 2Legged Stirrups @100 TO 150 c/c							
	MIX	M30							

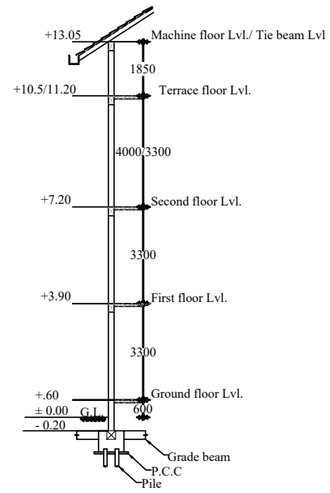

TYPICAL LONGITUDINAL SECTION OF COLUMN

CONSULTANT

INTEGRAL SOLUTIONS

G - 3107, 2nd FLOOR, JN INTERNATIONAL STADIUM, KALOOR, KOCHI - 682017.
Ph: 0484 - 4064505 | FAX: 0484 - 2534987 | www.integralsolutions.co.in

STRUCTURAL ENGINEER

NEENAMMA KURIEN

N.VENUGOPALAN

APPROVED BY THE STATE Govt. G.OS

1. G.O. (MS) No. 62/2003/PWD Dated,Thiruvananthapuram 18.12.2003
2. G.O. (MS) No. 58/2004/PWD Dated,Thiruvananthapuram 26.05.2004
3. G.O. (MS) No. 38/2013/PWD Dated,Thiruvananthapuram 09.05.2013

ARCHITECTS

AR. DRG NO.

STRL. DRG NO. CSML/M13/HCP/MWC/ST-04

ARTICLE NO./ REF NO.

DRAWING DETAILS

LAYOUT & DETAILS OF COLUMNS

REVISIONS	SL NO.	PARTICULARS	DATE	REMARKS
				DRAWING FOR EXECUTION

DESIGN BY	NITHIN T.J		
DRAWN BY	RENJITH		
CHECKED BY	DIBIN T DAVIS		
APPROVED BY	N.VENUGOPALAN		
SCALE	NTS		
DATE	05.02.2019	UNIT	mm

BOOK NO. 01 SHEET NO. 04

CLIENT: COCHIN SMART MISSION LIMITED

PROJECT: OP & ADMIN BLOCK MOTHER AND CHILD HOSPITAL, MATTANCHERY

DRAWING TITLE: LAYOUT & DETAILS OF COLUMNS

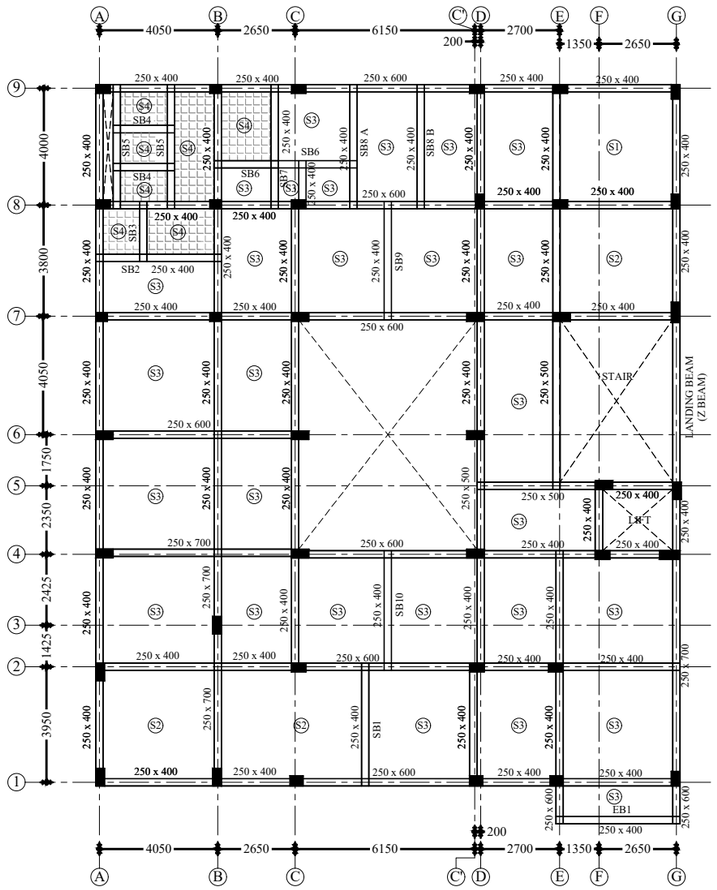

LAYOUT OF BEAMS & SLABS IN FIRST FLOOR

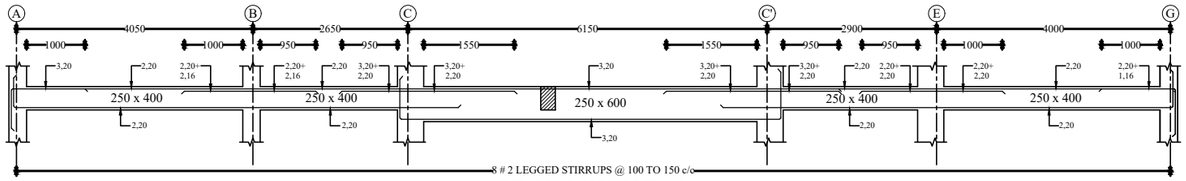

BEAM ALONG GRID - 1

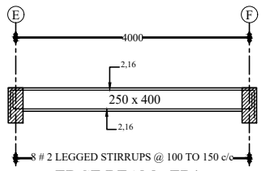

EDGE BEAM - EB1

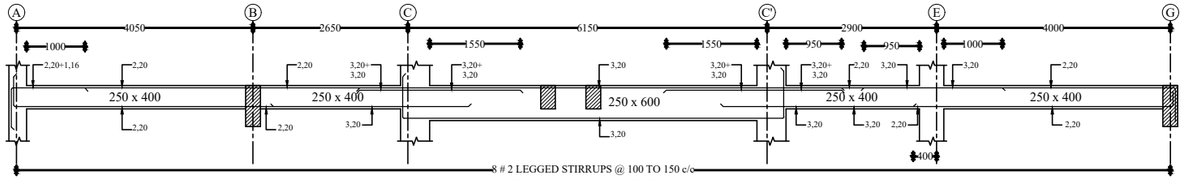

BEAM ALONG GRID - 2

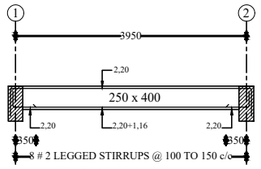

SUB BEAM - SB1

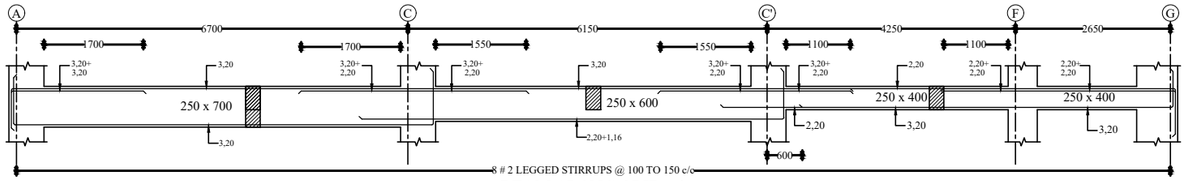

BEAM ALONG GRID - 4

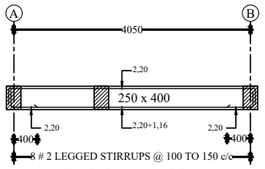

SUB BEAM - SB2

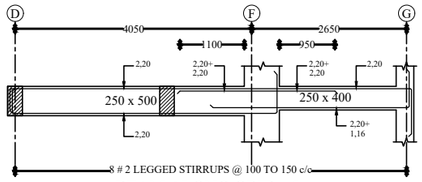

BEAM ALONG GRID - 5

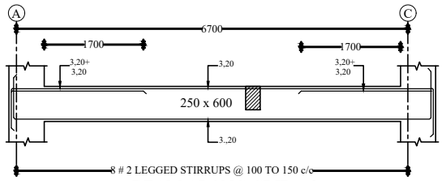

BEAM ALONG GRID - 6

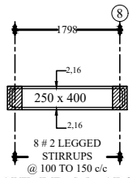

SUB BEAM - SB3

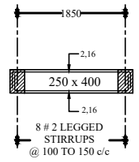

SUB BEAM - SB4

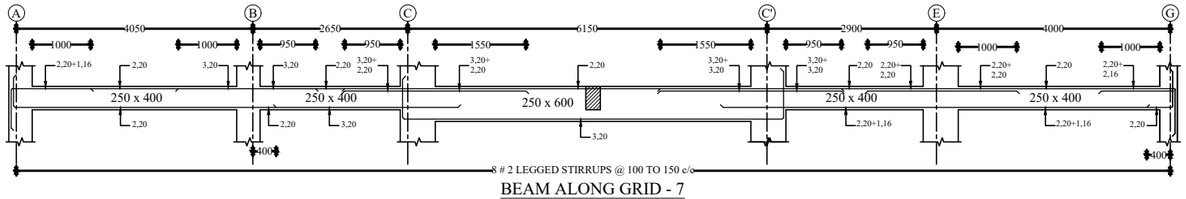

BEAM ALONG GRID - 7

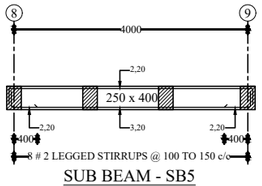

SUB BEAM - SB5

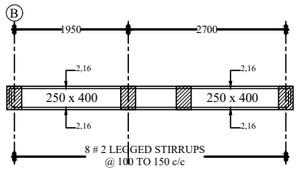

SUB BEAM - SB6

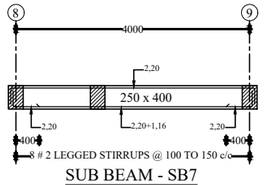

SUB BEAM - SB7

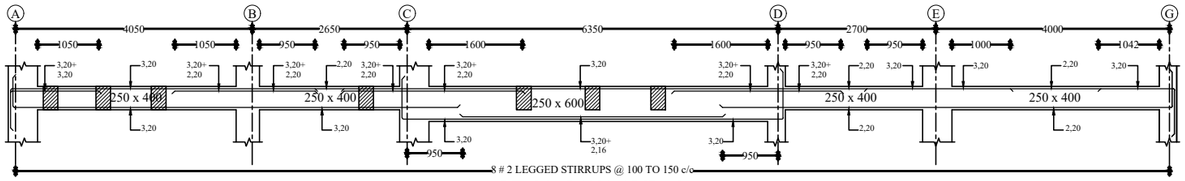

BEAM ALONG GRID - 8

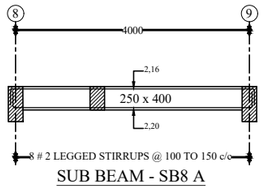

SUB BEAM - SB8 A

LEGEND:-

SUNKEN BY 280mm

SLAB REINFORCEMENT — MIX-M30,Fe 500

NAME OF SLAB	THICKNESS OF SLAB	REIN. IN SHORT SPAN	REIN. IN LONG SPAN	REMARKS
S1	130	10 dia @ 100c/c	10 dia @ 100 c/c	—
S2	130	08 dia @ 100c/c	08 dia @ 200 c/c	—
S3	130	08 dia @ 200c/c	08 dia @ 200 c/c	—
S4	130	08 dia @ 200c/c	08 dia @ 200 c/c	SUNKEN SLAB

CONSULTANT

INTEGRAL SOLUTIONS

G - 3107, 2nd FLOOR, JN INTERNATIONAL STADIUM, KALOOR, KOCHI - 682017

Ph: 0484 - 4064505 | FAX: 0484 - 2534987 | www.integralsolutions.co.in

STRUCTURAL ENGINEER

NEENAMMA KURIEN — N.VENUGOPALAN

APPROVED BY THE STATE Govt. G.OS

1. G.O. (MS) No. 62/2003/PWD Dated,Thiruvananthapuram 18.12.2003
2. G.O. (MS) No. 58/2004/PWD Dated,Thiruvananthapuram 26.05.2004
3. G.O. (MS) No. 38/2013/PWD Dated,Thiruvananthapuram 09.05.2013

ARCHITECTS

AR. DRG NO.

STRL. DRG NO. CSML/M13/HCP/MWC/ST-05

ARTICLE NO./ REF NO.

DRAWING DETAILS

LAYOUT & DETAILS OF BEAMS & SLABS IN FIRST FLOOR

REVISIONS	SL NO.	PARTICULARS	DATE	REMARKS
				DRAWING FOR EXECUTION

BOOK NO. 01 SHEET NO. 05

DESIGN BY	NITHIN T.J	CLIENT	COCHIN SMART MISSION LIMITED
DRAWN BY	RENJITH		
CHECKED BY	DIBIN T DAVIS	PROJECT	OP & ADMIN BLOCK MOTHER AND CHILD HOSPITAL, MATTANCHERY
APPROVED BY	N.VENUGOPALAN		
SCALE	NTS	DRAWING TITLE	LAYOUT & DETAILS OF BEAMS AND SLABS IN FIRST FLOOR
DATE	05.02.2019	UNIT	mm

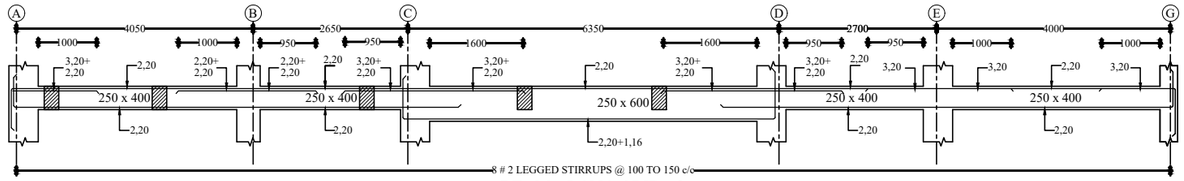

BEAM ALONG GRID - 9

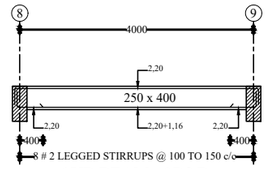

SUB BEAM - SB8 B

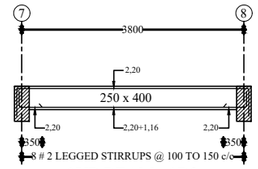

SUB BEAM - SB9

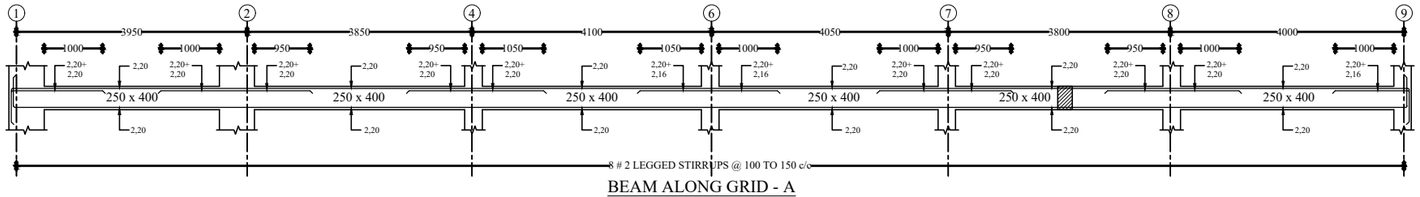

BEAM ALONG GRID - A

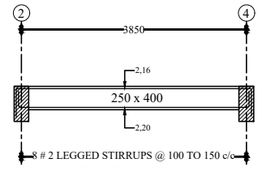

SUB BEAM - SB10

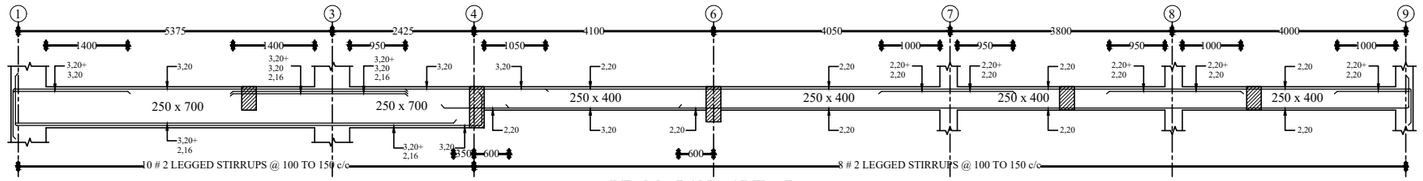

BEAM ALONG GRID - B

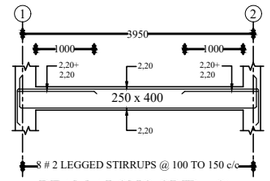

BEAM ALONG GRID - C'

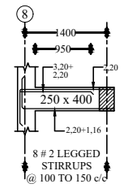

BEAM ALONG GRID - C

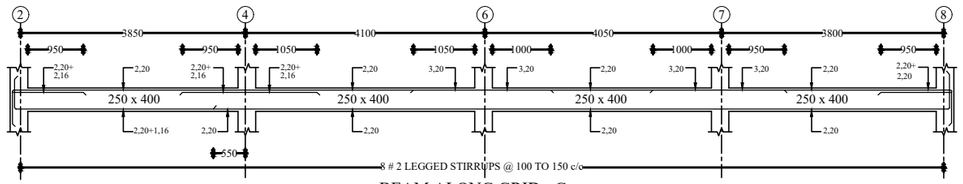

BEAM ALONG GRID - C

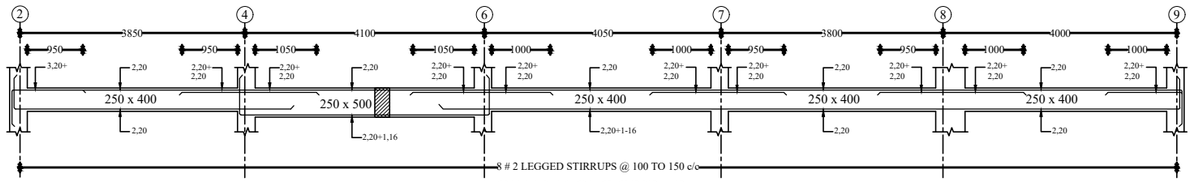

BEAM ALONG GRID - D

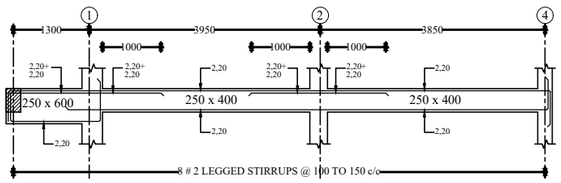

BEAM ALONG GRID - E

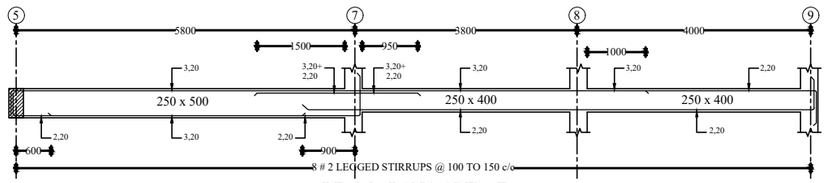

BEAM ALONG GRID - E

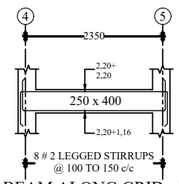

BEAM ALONG GRID - F

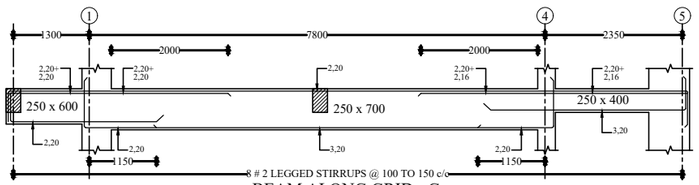

BEAM ALONG GRID - G

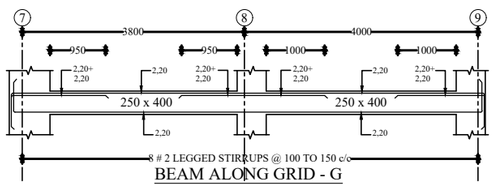

BEAM ALONG GRID - G

CONSULTANT INTEGRAL SOLUTIONS G - 3107, 2nd FLOOR, JN INTERNATIONAL STADIUM, KALOOR, KOCHI - 682017. Ph: 0484 - 4064505 | FAX: 0484 - 2534987 | www.integralsolutions.co.in	ARCHITECTS		DRAWING DETAILS DETAILS OF BEAMS IN FIRST FLOOR							DESIGN BY	NITHIN T.J			CLIENT	COCHIN SMART MISSION LIMITED
										DRAWN BY	RENJITH				
STRUCTURAL ENGINEER	AR. DRG NO.		REVISIONS				REMARKS	DRAWING FOR EXECUTION		CHECKED BY	DIBIN T DAVIS			PROJECT	OP & ADMIN BLOCK MOTHER AND CHILD HOSPITAL, MATTANCHERY
	STRL. DRG NO.	CSML/M13/HCP/MWC/ST-06								APPROVED BY	N.VENUGOPALAN				
NEENAMMA KURIEN N.VENUGOPALAN	ARTICLE NO./ REF NO.			SL NO.	PARTICULARS	DATE	BOOK NO.	01	SHEET NO. 06	SCALE	NTS			DRAWING TITLE	DETAILS OF BEAMS IN FIRST FLOOR
APPROVED BY THE STATE Govt. G.OS 1. G.O. (MS) No. 62/2003/PWD Dated,Thiruvananthapuram 18.12.2003 2. G.O. (MS) No. 58/2004/PWD Dated,Thiruvananthapuram 26.05.2004 3. G.O. (MS) No. 38/2013/PWD Dated,Thiruvananthapuram 09.05.2013										DATE	05.02.2019	UNIT	mm		

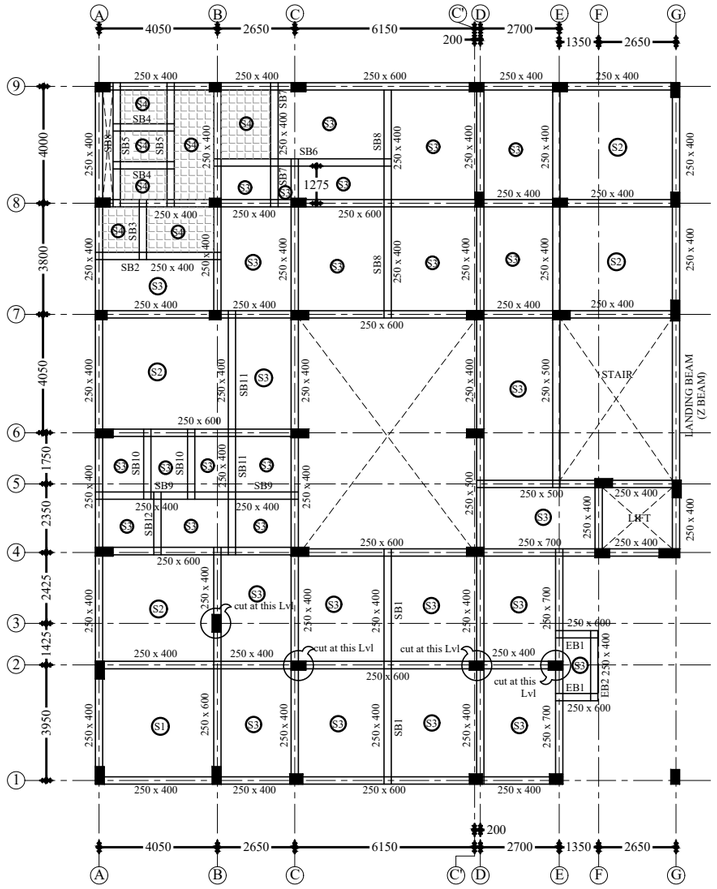

LAYOUT OF BEAMS & SLABS IN SECOND FLOOR

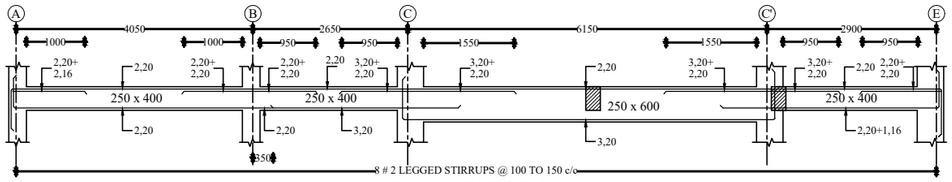

BEAM ALONG GRID - 1

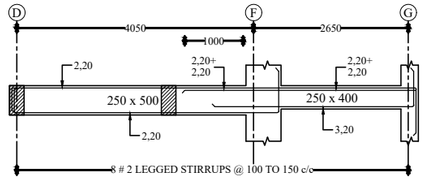

BEAM ALONG GRID - 5

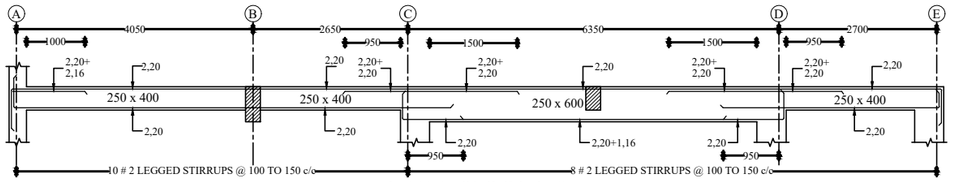

BEAM ALONG GRID - 2

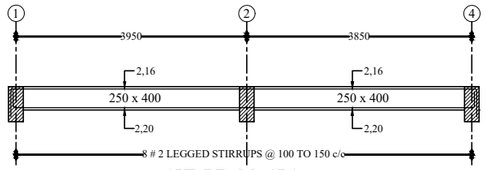

SUB BEAM - SB1

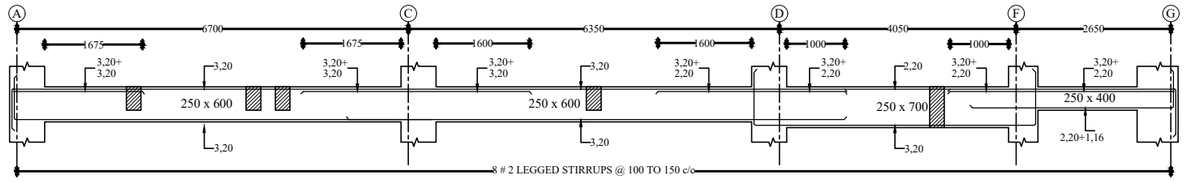

BEAM ALONG GRID - 4

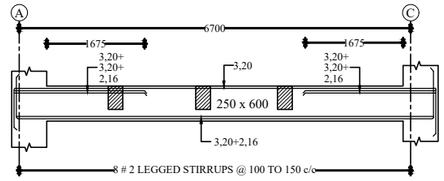

BEAM ALONG GRID - 6

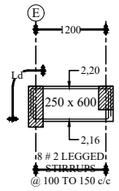

EDGE BEAM - EB1

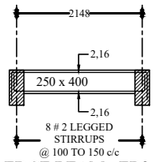

EDGE BEAM - EB2

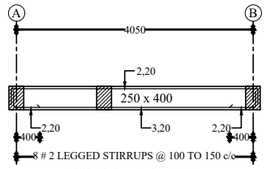

SUB BEAM - SB2

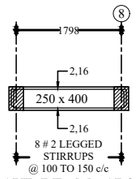

SUB BEAM - SB3

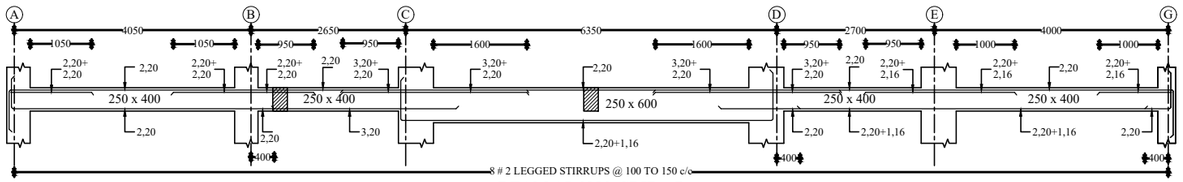

BEAM ALONG GRID - 7

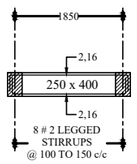

SUB BEAM - SB4

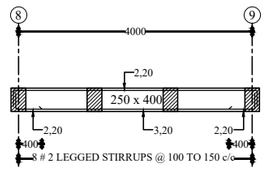

SUB BEAM - SB5

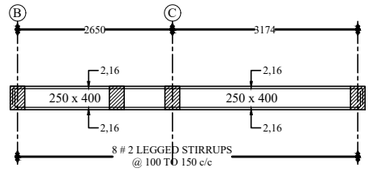

SUB BEAM - SB6

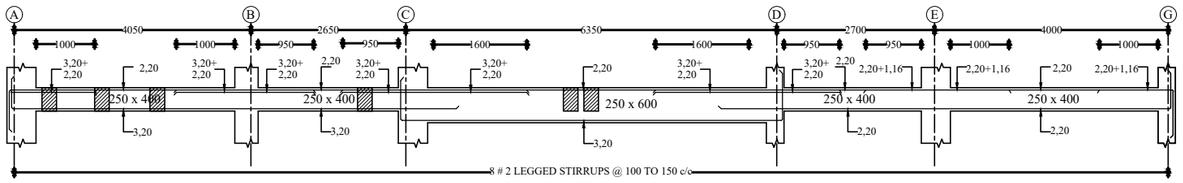

BEAM ALONG GRID - 8

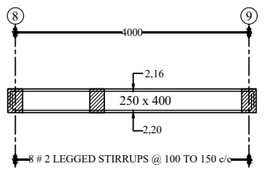

SUB BEAM - SB7

LEGEND:-

SUNKEN BY 280mm

SLAB REINFORCEMENT — MIX-M30,Fe 500

NAME OF SLAB	THICKNESS OF SLAB	REIN. IN SHORT SPAN	REIN. IN LONG SPAN	REMARKS
S1	130	08 dia @ 100c/c	08 dia @ 100 c/c	—
S2	130	08 dia @ 100c/c	08 dia @ 200 c/c	—
S3	130	08 dia @ 200c/c	08 dia @ 200 c/c	—
S4	130	08 dia @ 200c/c	08 dia @ 200 c/c	SUNKEN SLAB

CONSULTANT

INTEGRAL SOLUTIONS

G - 3107, 2nd FLOOR, JN INTERNATIONAL STADIUM, KALOOR, KOCHI - 682017.
Ph: 0484 - 4064505 | FAX: 0484 - 2534987 | www.integralsolutions.co.in

STRUCTURAL ENGINEER

NEENAMMA KURIEN — N.VENUGOPALAN

APPROVED BY THE STATE Govt. G.OS
1. G.O. (MS) No. 62/2003/PWD Dated,Thiruvananthapuram 18.12.2003
2. G.O. (MS) No. 58/2004/PWD Dated,Thiruvananthapuram 26.05.2004
3. G.O. (MS) No. 38/2013/PWD Dated,Thiruvananthapuram 09.05.2013

ARCHITECTS

AR. DRG NO.

STRL. DRG NO. CSML/M13/HCP/MWC/ST-07

ARTICLE NO./ REF NO.

DRAWING DETAILS

LAYOUT & DETAILS OF BEAMS & SLABS IN SECOND FLOOR

REVISIONS	SL NO.	PARTICULARS	DATE	REMARKS	DRAWING FOR EXECUTION

BOOK NO. 01 SHEET NO. 07

DESIGN BY	NITHIN T.J
DRAWN BY	RENJITH
CHECKED BY	DIBIN T DAVIS
APPROVED BY	N.VENUGOPALAN
SCALE	NTS
DATE	05.02.2019
UNIT	mm

CLIENT: COCHIN SMART MISSION LIMITED

PROJECT: OP & ADMIN BLOCK MOTHER AND CHILD HOSPITAL, MATTANCHERY

DRAWING TITLE: LAYOUT & DETAILS OF BEAMS AND SLABS IN SECOND FLOOR

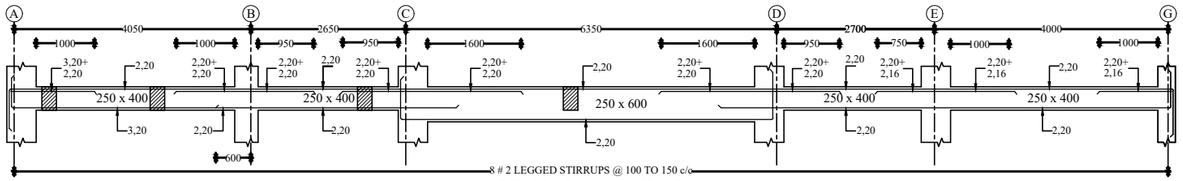

BEAM ALONG GRID - 9

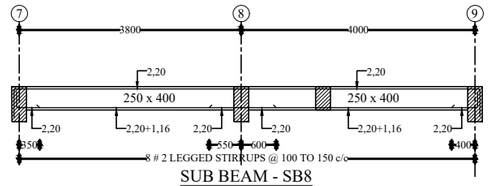

SUB BEAM - SB8

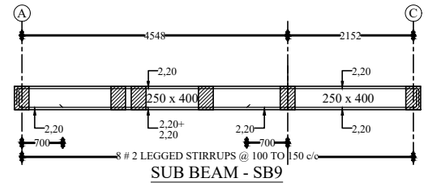

SUB BEAM - SB9

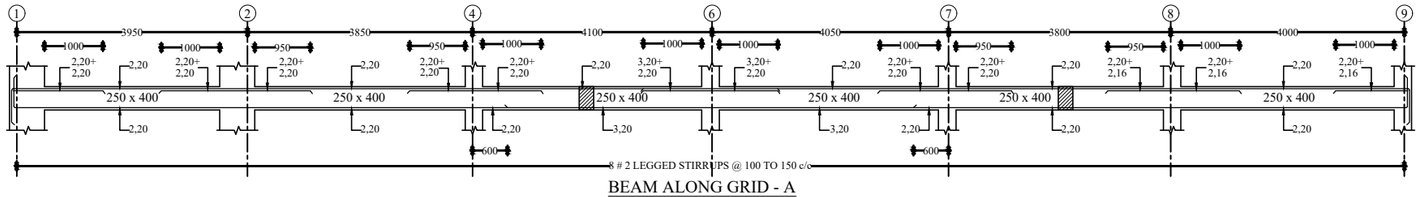

BEAM ALONG GRID - A

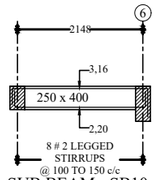

SUB BEAM - SB10

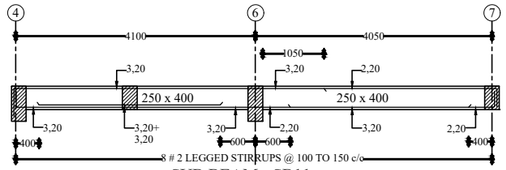

SUB BEAM - SB11

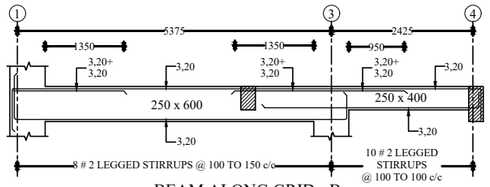

BEAM ALONG GRID - B

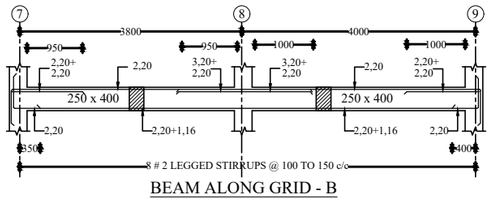

BEAM ALONG GRID - B

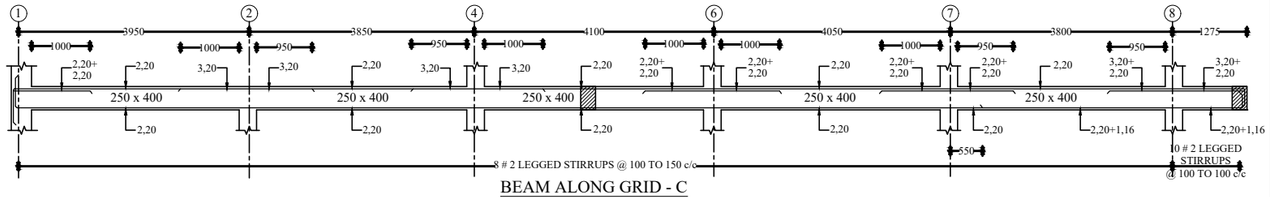

BEAM ALONG GRID - C

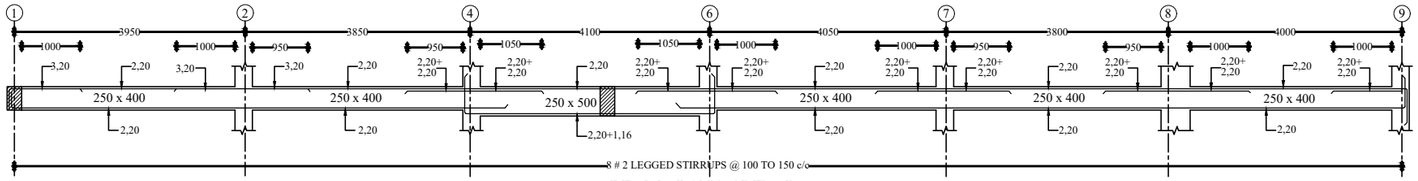

BEAM ALONG GRID - D

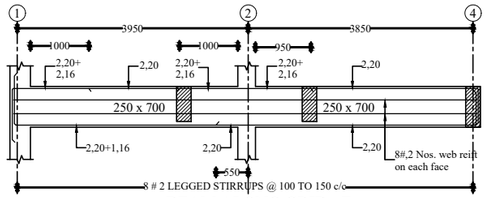

BEAM ALONG GRID - E

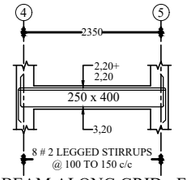

BEAM ALONG GRID - F

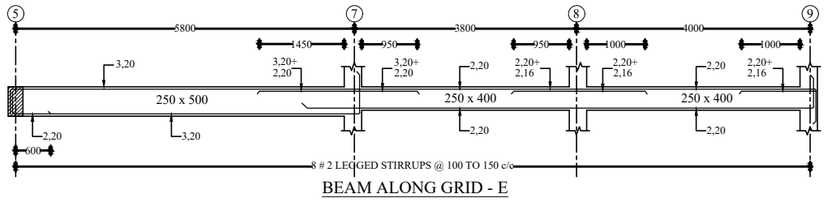

BEAM ALONG GRID - E

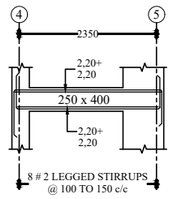

BEAM ALONG GRID - G

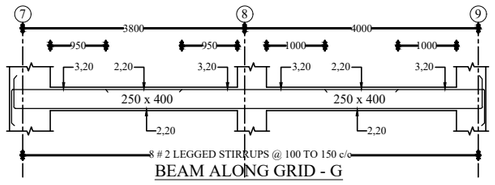

BEAM ALONG GRID - G

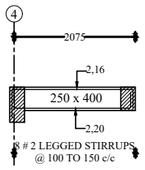

SUB BEAM - SB12

CONSULTANT INTEGRAL SOLUTIONS G - 3107, 2nd FLOOR, JN INTERNATIONAL STADIUM, KALOOR, KOCHI - 682017. Ph: 0484 - 4064505 | FAX: 0484 - 2534987 | www.integralsolutions.co.in	ARCHITECTS		DRAWING DETAILS DETAILS OF BEAMS IN SECOND FLOOR	DESIGN BY: NITHIN T.J DRAWN BY: RENJITH	CLIENT: COCHIN SMART MISSION LIMITED
STRUCTURAL ENGINEER NEENAMMA KURIEN N.VENUGOPALAN	AR. DRG NO.		REVISIONS / REMARKS: DRAWING FOR EXECUTION	CHECKED BY: DIBIN T DAVIS APPROVED BY: N.VENUGOPALAN	PROJECT: OP & ADMIN BLOCK MOTHER AND CHILD HOSPITAL, MATTANCHERY
APPROVED BY THE STATE Govt. G.OS 1. G.O. (MS) No. 62/2003/PWD Dated,Thiruvananthapuram 18.12.2003 2. G.O. (MS) No. 58/2004/PWD Dated,Thiruvananthapuram 26.05.2004 3. G.O. (MS) No. 38/2013/PWD Dated,Thiruvananthapuram 09.05.2013	STRL. DRG NO.	CSML/M13/HCP/MWC/ST-08		SCALE: NTS	DRAWING TITLE: DETAILS OF BEAMS IN SECOND FLOOR
	ARTICLE NO./ REF NO.		SL NO. / PARTICULARS / DATE / BOOK NO. / 01 / SHEET NO. / 08	DATE: 05.02.2019 UNIT: mm	

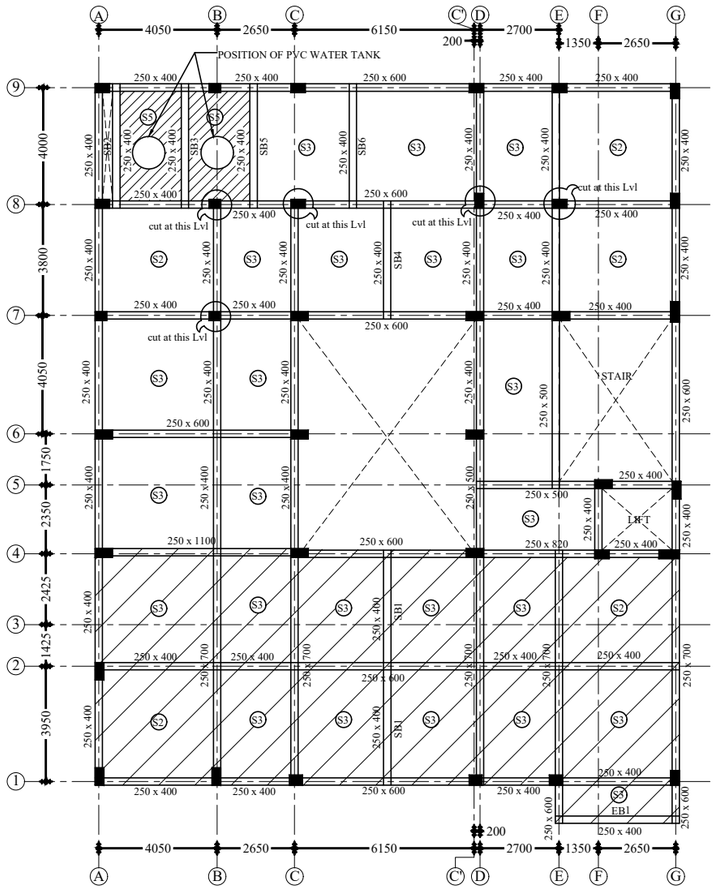

LAYOUT OF BEAMS & SLABS IN TERRACE FLOOR

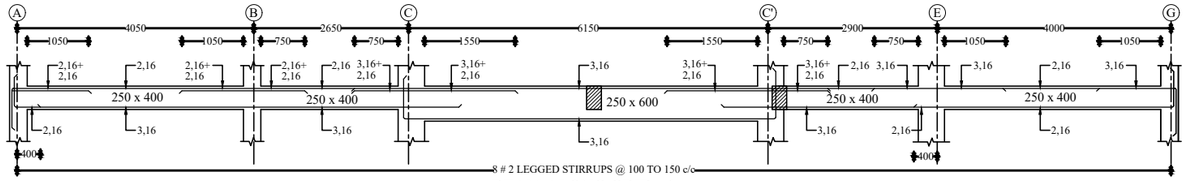

BEAM ALONG GRID - 1

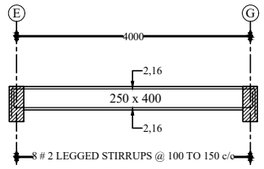

EDGE BEAM - EB1

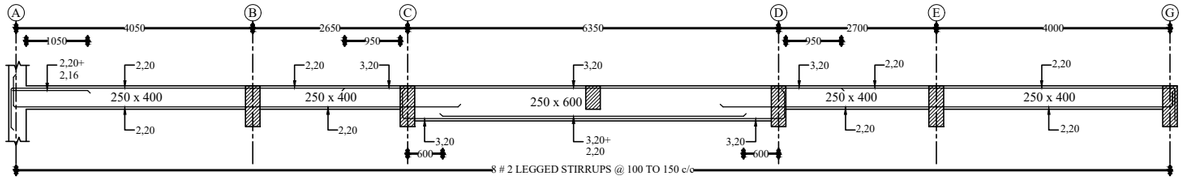

BEAM ALONG GRID - 2

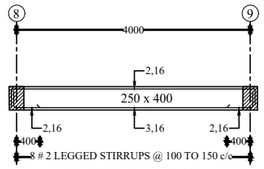

SUB BEAM - SB2

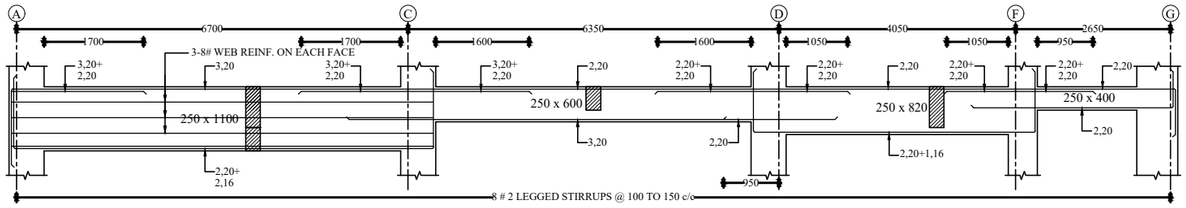

BEAM ALONG GRID - 4

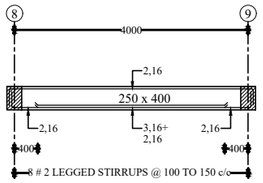

SUB BEAM - SB3

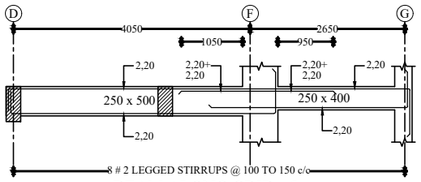

BEAM ALONG GRID - 5

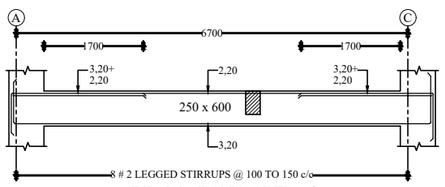

BEAM ALONG GRID - 6

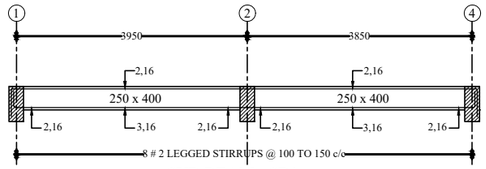

SUB BEAM - SB1

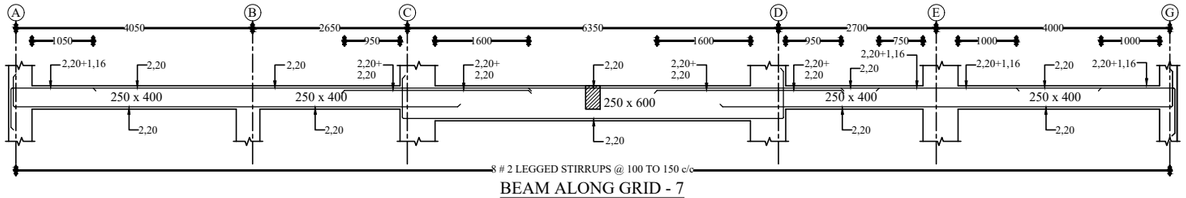

BEAM ALONG GRID - 7

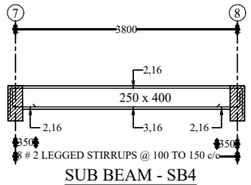

SUB BEAM - SB4

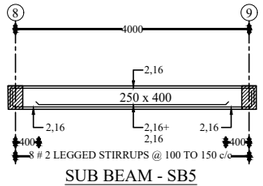

SUB BEAM - SB5

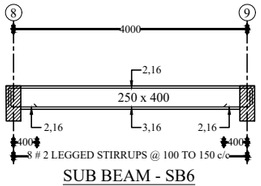

SUB BEAM - SB6

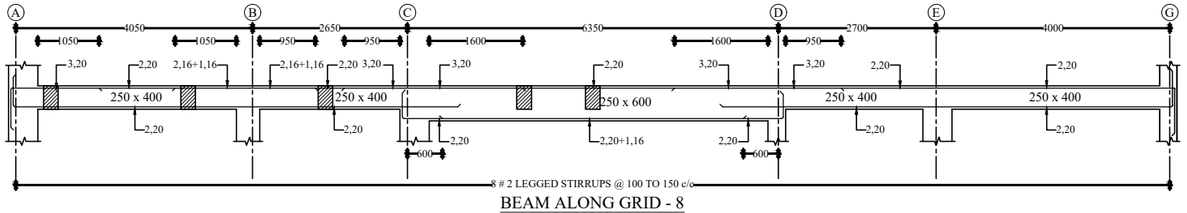

BEAM ALONG GRID - 8

LEGEND:-

- SUNKEN BY 280mm
- Beams & Slabs @ +11.20m Lvl

SLAB REINFORCEMENT				MIX-M30,Fe 500
NAME OF SLAB	THICKNESS OF SLAB	REIN. IN SHORT SPAN	REIN. IN LONG SPAN	REMARKS
S2	130	08 dia @ 100c/c	08 dia @ 200 c/c	—
S3	130	08 dia @ 200c/c	08 dia @ 200 c/c	—
S5	150	08 dia @ 200c/c	08 dia @ 200 c/c	PVC Water tank slab

CONSULTANT

INTEGRAL SOLUTIONS
G - 3107, 2nd FLOOR, JN INTERNATIONAL STADIUM, KALOOR, KOCHI - 682017.
Ph: 0484 - 4064505 | FAX: 0484 - 2534987 | www.integralsolutions.co.in

STRUCTURAL ENGINEER

NEENAMMA KURIEN N.VENUGOPALAN

APPROVED BY THE STATE Govt. G.OS
1. G.O. (MS) No. 62/2003/PWD Dated,Thiruvananthapuram 18.12.2003
2. G.O. (MS) No. 58/2004/PWD Dated,Thiruvananthapuram 26.05.2004
3. G.O. (MS) No. 38/2013/PWD Dated,Thiruvananthapuram 09.05.2013

ARCHITECTS

AR. DRG NO.

STRL. DRG NO. CSML/M13/HCP/MWC/ST-09

ARTICLE NO./ REF NO.

DRAWING DETAILS

LAYOUT & DETAILS OF BEAMS & SLABS IN TERRACE FLOOR

REVISIONS				REMARKS	
	SL NO.	PARTICULARS	DATE	BOOK NO.	DRAWING FOR EXECUTION

DESIGN BY	NITHIN T.J	CLIENT	COCHIN SMART MISSION LIMITED		
DRAWN BY	RENJITH				
CHECKED BY	DIBIN T DAVIS	PROJECT	OP & ADMIN BLOCK MOTHER AND CHILD HOSPITAL, MATTANCHERY		
APPROVED BY	N.VENUGOPALAN				
SCALE	NTS	DRAWING TITLE	LAYOUT & DETAILS OF BEAMS AND SLABS IN TERRACE FLOOR		
DATE	05.02.2019	UNIT	mm	SHEET NO.	01 / 09

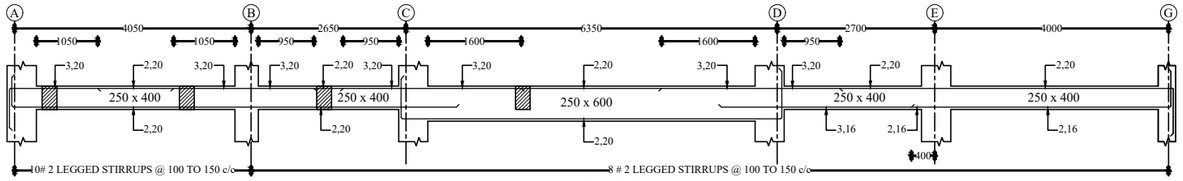

BEAM ALONG GRID - 9

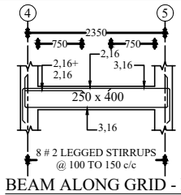

BEAM ALONG GRID - F

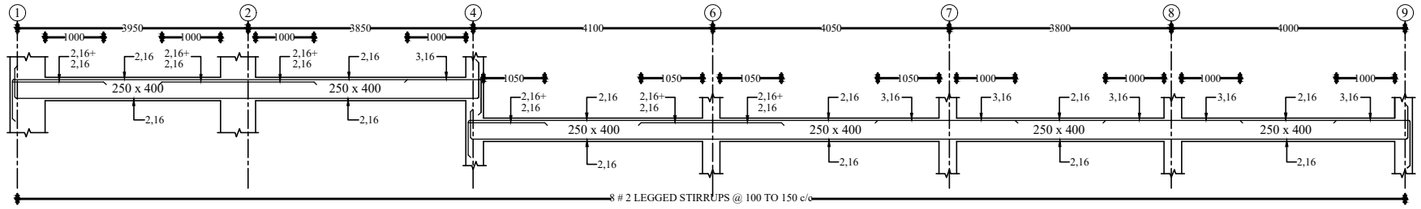

BEAM ALONG GRID - A

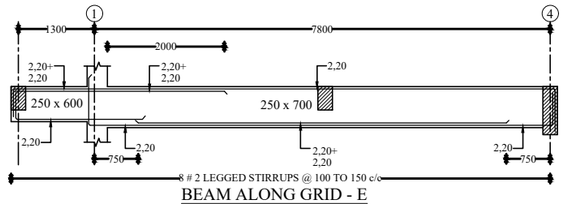

BEAM ALONG GRID - E

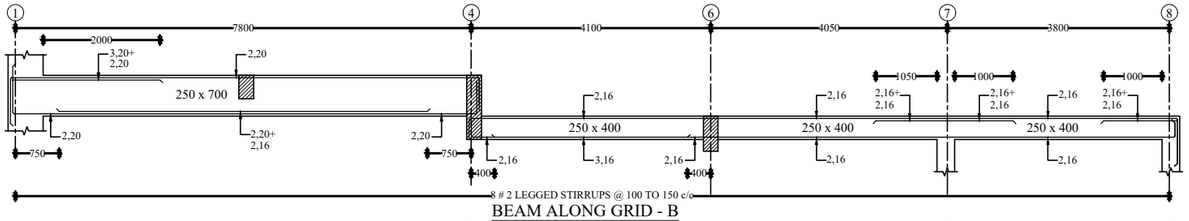

BEAM ALONG GRID - B

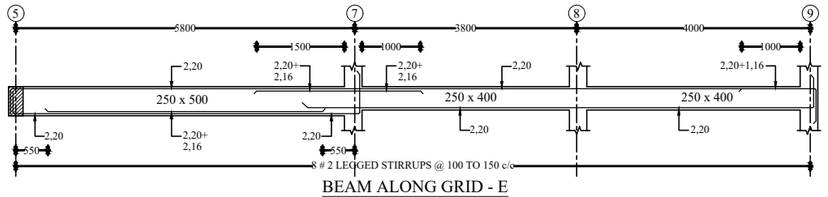

BEAM ALONG GRID - E

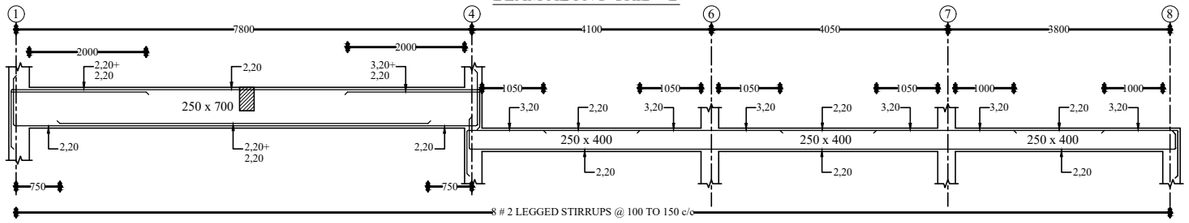

BEAM ALONG GRID - C

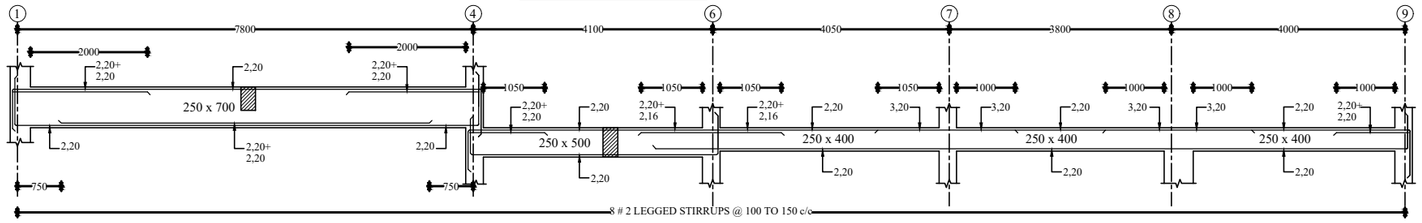

BEAM ALONG GRID - D

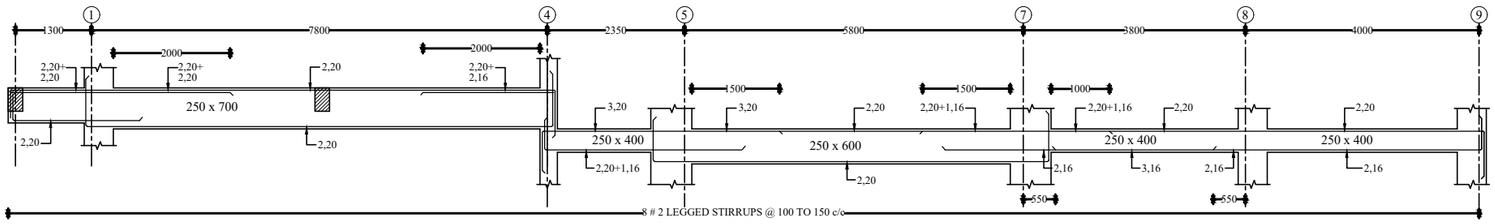

BEAM ALONG GRID - G

CONSULTANT INTEGRAL SOLUTIONS G - 3107, 2nd FLOOR, JN INTERNATIONAL STADIUM, KALOOR, KOCHI - 682017 Ph: 0484 - 4064505 | FAX: 0484 - 2534987 | www.integralsolutions.co.in	ARCHITECTS		DRAWING DETAILS DETAILS OF BEAMS IN TERRACE FLOOR	DESIGN BY: NITHIN T.J DRAWN BY: RENJITH	CLIENT: COCHIN SMART MISSION LIMITED
STRUCTURAL ENGINEER NEENAMMA KURIEN N.VENUGOPALAN APPROVED BY THE STATE Govt. G.OS 1. G.O. (MS) No. 62/2003/PWD Dated,Thiruvananthapuram 18.12.2003 2. G.O. (MS) No. 58/2004/PWD Dated,Thiruvananthapuram 26.05.2004 3. G.O. (MS) No. 38/2013/PWD Dated,Thiruvananthapuram 09.05.2013	AR. DRG NO. STRL. DRG NO. CSML/M13/HCP/MWC/ST-10 ARTICLE NO./ REF NO.		REVISIONS: SL NO. / PARTICULARS / DATE REMARKS: DRAWING FOR EXECUTION BOOK NO. 01 SHEET NO. 10	CHECKED BY: DIBIN T DAVIS APPROVED BY: N.VENUGOPALAN SCALE: NTS DATE: 05.02.2019 UNIT: mm	PROJECT: OP & ADMIN BLOCK MOTHER AND CHILD HOSPITAL, MATTANCHERY DRAWING TITLE: DETAILS OF BEAMS IN TERRACE FLOOR

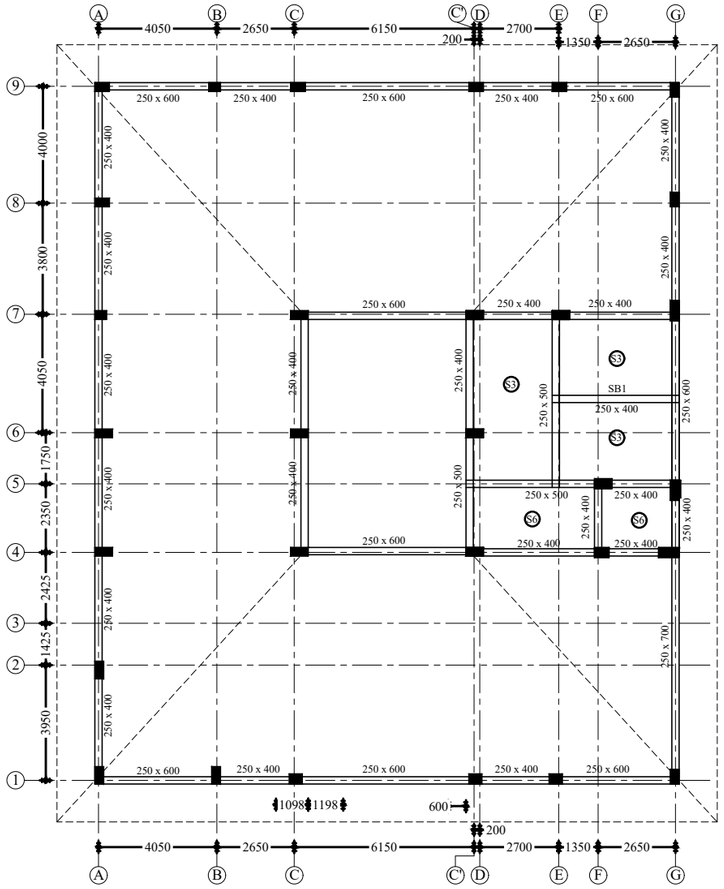

LAYOUT OF BEAMS& SLABS
IN MUMTY LVL/ MACHINE ROOF / TIE BEAM LVL

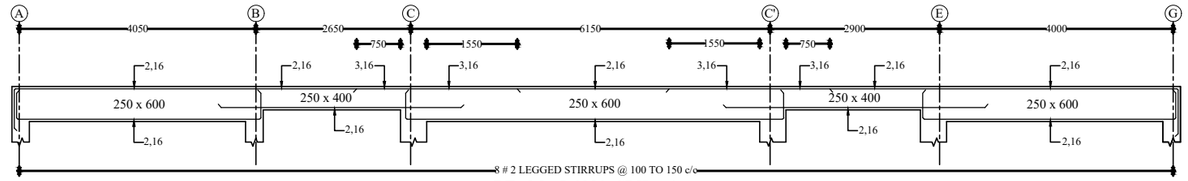

BEAM ALONG GRID - 1

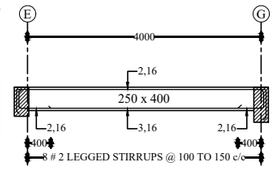

SUB BEAM - SB1

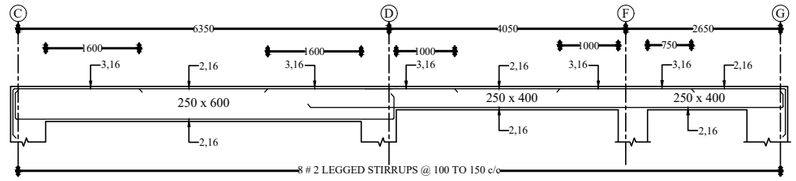

BEAM ALONG GRID - 4

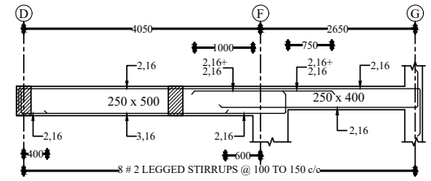

BEAM ALONG GRID - 5

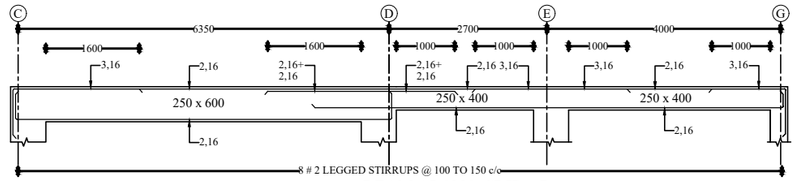

BEAM ALONG GRID - 7

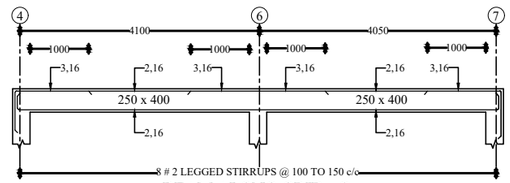

BEAM ALONG GRID - C

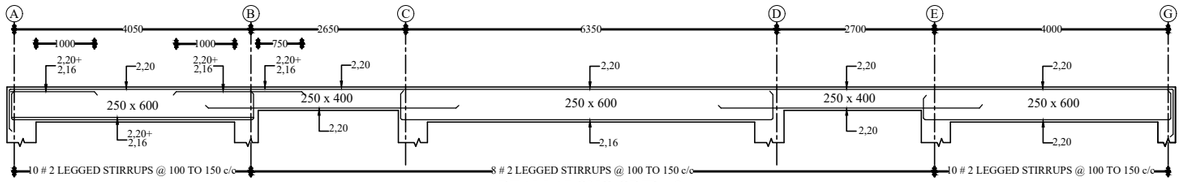

BEAM ALONG GRID - 9

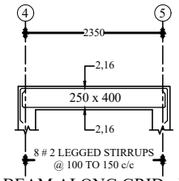

BEAM ALONG GRID - F

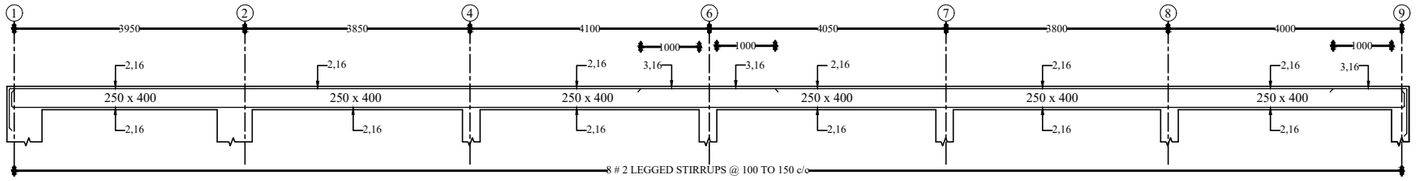

BEAM ALONG GRID - A

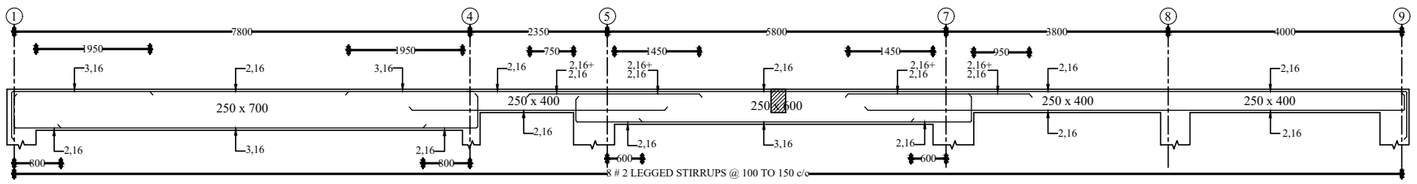

BEAM ALONG GRID - G

SLAB REINFORCEMENT				MIX-M30,Fe 500
NAME OF SLAB	THICKNESS OF SLAB	REIN. IN SHORT SPAN	REIN. IN LONG SPAN	REMARKS
S3	120	08 dia @ 200c/c	08 dia @ 200 c/c	—
S6	150	08 dia @ 100c/c	08 dia @ 200 c/c	—

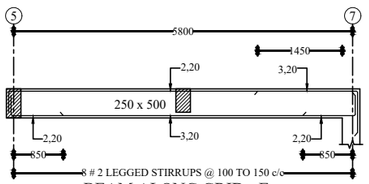

BEAM ALONG GRID - E

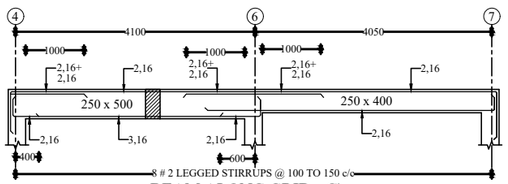

BEAM ALONG GRID - C'

CONSULTANT	ARCHITECTS		DRAWING DETAILS								DESIGN BY	NITHIN T.J	CLIENT	COCHIN SMART MISSION LIMITED
INTEGRAL SOLUTIONS G - 3107, 2nd FLOOR, JN INTERNATIONAL STADIUM, KALOOR, KOCHI - 682017. Ph: 0484 - 4064505 | FAX: 0484 - 2534987 | www.integralsolutions.co.in											DRAWN BY	RENJITH		
STRUCTURAL ENGINEER	AR. DRG NO.		REVISIONS				REMARKS	DRAWING FOR EXECUTION			CHECKED BY	DIBIN T DAVIS	PROJECT	OP & ADMIN BLOCK MOTHER AND CHILD HOSPITAL, MATTANCHERY
	STRL. DRG NO.	CSML/M13/HCP/MWC/ST-11									APPROVED BY	N.VENUGOPALAN		
NEENAMMA KURIEN N.VENUGOPALAN	ARTICLE NO./ REF NO.			SL NO.	PARTICULARS	DATE	BOOK NO.	01	SHEET NO.	11	SCALE	NTS	DRAWING TITLE	LAYOUT & DETAILS OF BEAMS & SLAB MUMTY LEVEL/MACHINE ROOF/TIE BEAM LVL.
APPROVED BY THE STATE Govt. G.OS 1. G.O. (MS) No. 62/2003/PWD Dated,Thiruvananthapuram 18.12.2003 2. G.O. (MS) No. 58/2004/PWD Dated,Thiruvananthapuram 26.05.2004 3. G.O. (MS) No. 38/2013/PWD Dated,Thiruvananthapuram 09.05.2013											DATE	05.02.2019	UNIT	mm

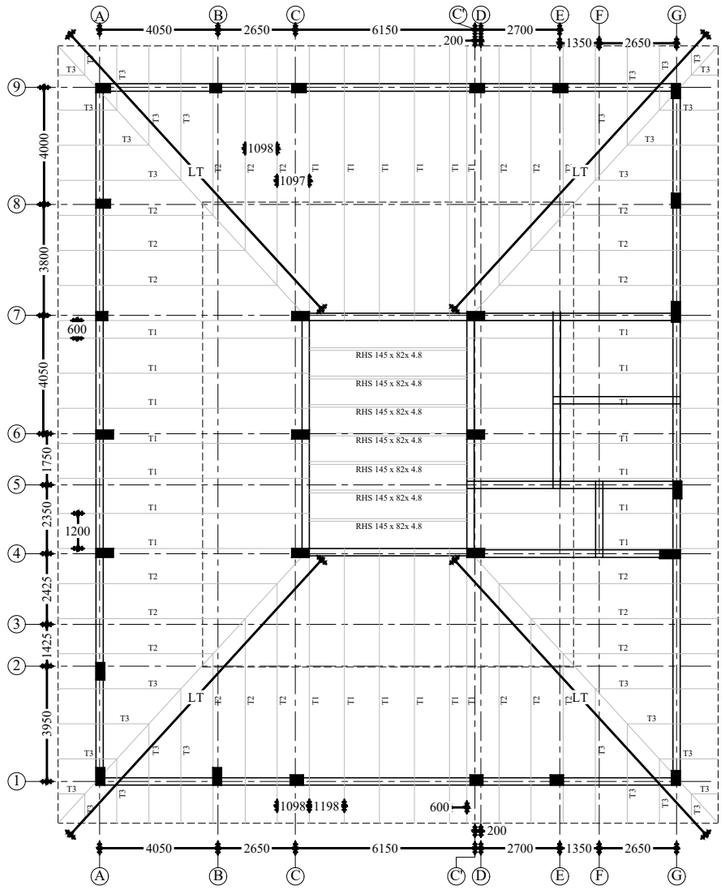

LAYOUT OF STEEL LATTICE

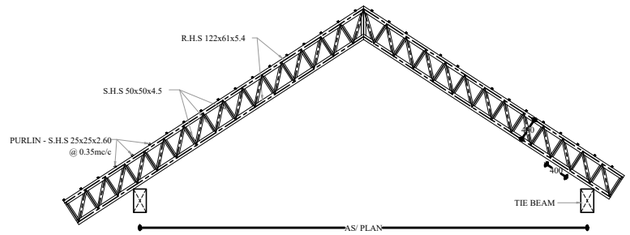

LATTICE - LT

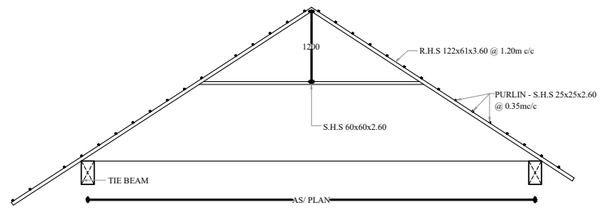

RAFTER - T1

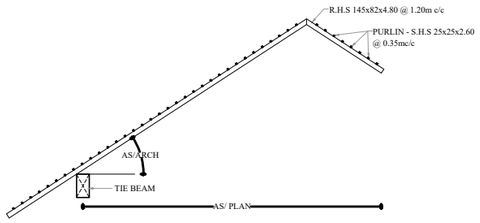

RAFTER - T2

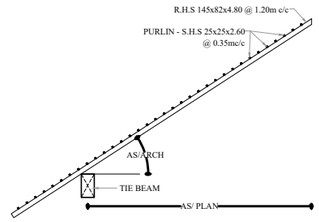

RAFTER - T3

CONSULTANT INTEGRAL SOLUTIONS G - 3107, 2nd FLOOR, JN INTERNATIONAL STADIUM, KALOOR, KOCHI - 682017. Ph: 0484 - 4064505 | FAX: 0484 - 2534987 | www.integralsolutions.co.in	ARCHITECTS		DRAWING DETAILS LAYOUT & DETAILS OF STEEL LATTICE								DESIGN BY	NITHIN T.J			CLIENT	COCHIN SMART MISSION LIMITED
											DRAWN BY	RENJITH				
STRUCTURAL ENGINEER	AR. DRG NO.		REVISIONS				REMARKS	DRAWING FOR EXECUTION			CHECKED BY	DIBIN T DAVIS			PROJECT	OP & ADMIN BLOCK MOTHER AND CHILD HOSPITAL, MATTANCHERY
	STRL. DRG NO.	CSML/M13/HCP/MWC/ST-12									APPROVED BY	N.VENUGOPALAN				
NEENAMMA KURIEN N.VENUGOPALAN	ARTICLE NO./ REF NO.										SCALE	NTS			DRAWING TITLE	LAYOUT & DETAILS OF STEEL LATTICE
APPROVED BY THE STATE Govt. G.OS 1. G.O. (MS) No. 62/2003/PWD Dated,Thiruvananthapuram 18.12.2003 2. G.O. (MS) No. 58/2004/PWD Dated,Thiruvananthapuram 26.05.2004 3. G.O. (MS) No. 38/2013/PWD Dated,Thiruvananthapuram 09.05.2013				SL NO.	PARTICULARS	DATE	BOOK NO.	01	SHEET NO.	12	DATE	05.02.2019	UNIT	mm		

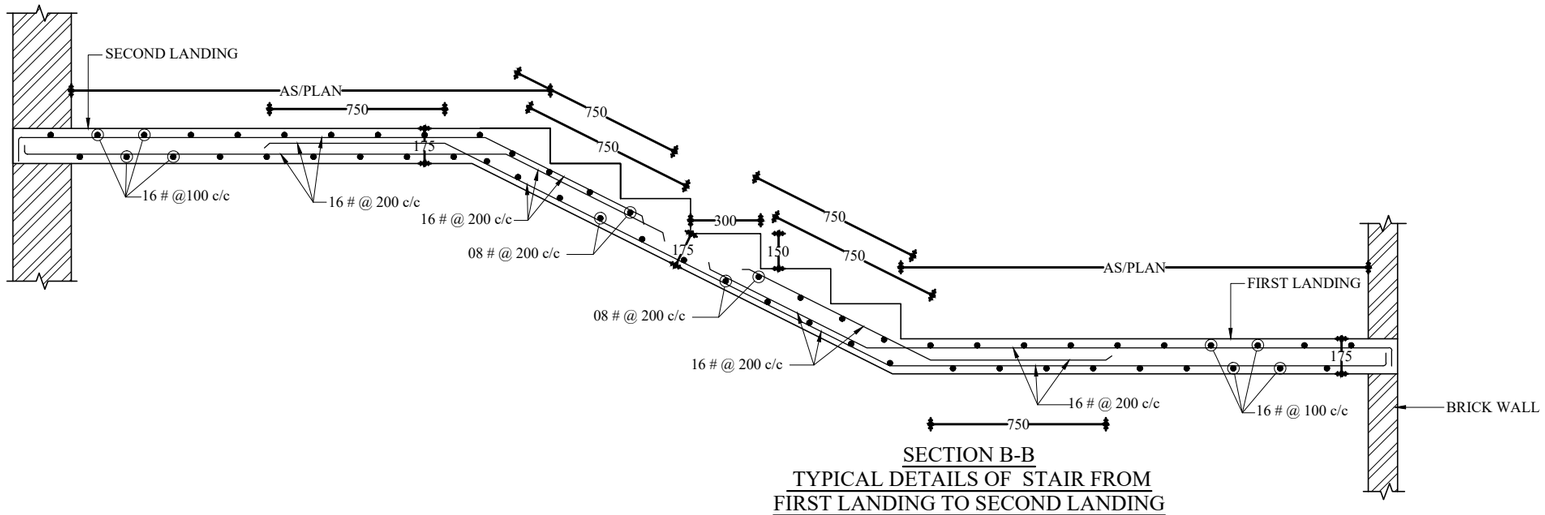

SECTION B-B
TYPICAL DETAILS OF STAIR FROM
FIRST LANDING TO SECOND LANDING

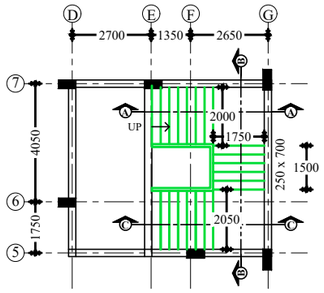

KEY PLAN - STAIR

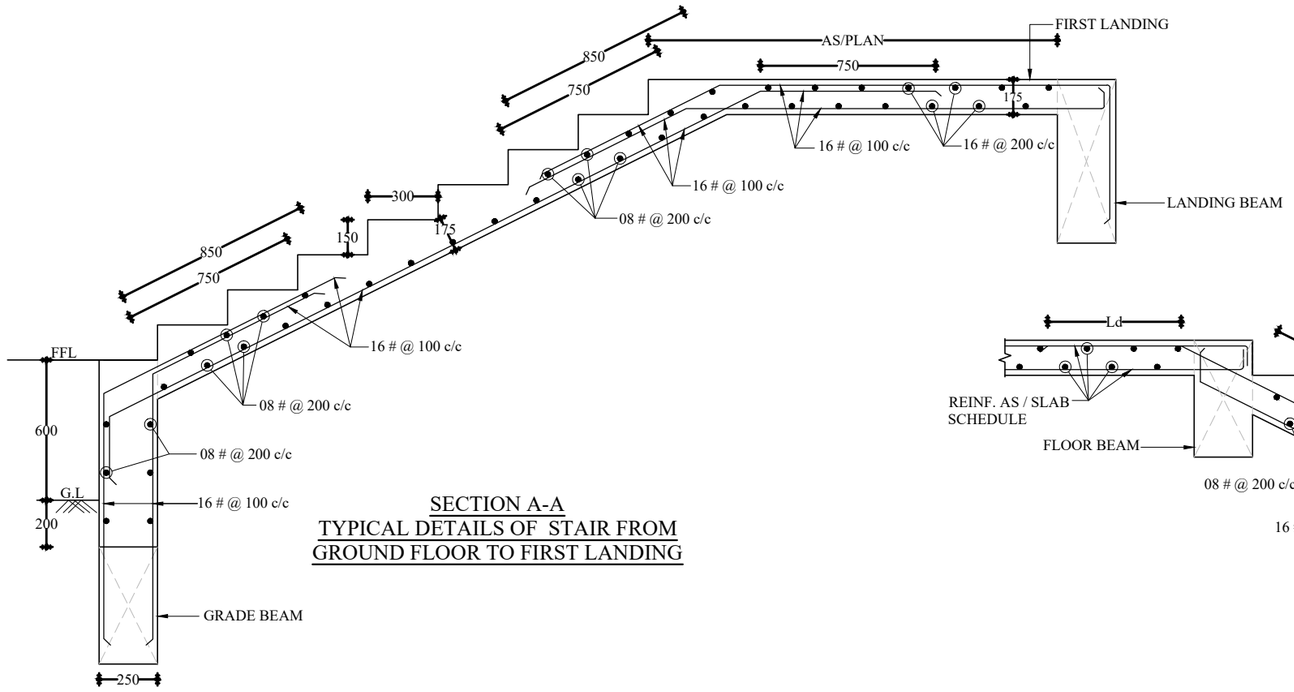

SECTION A-A
TYPICAL DETAILS OF STAIR FROM
GROUND FLOOR TO FIRST LANDING

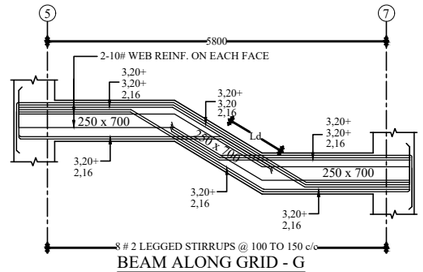

BEAM ALONG GRID - G
MID LANDING BEAM

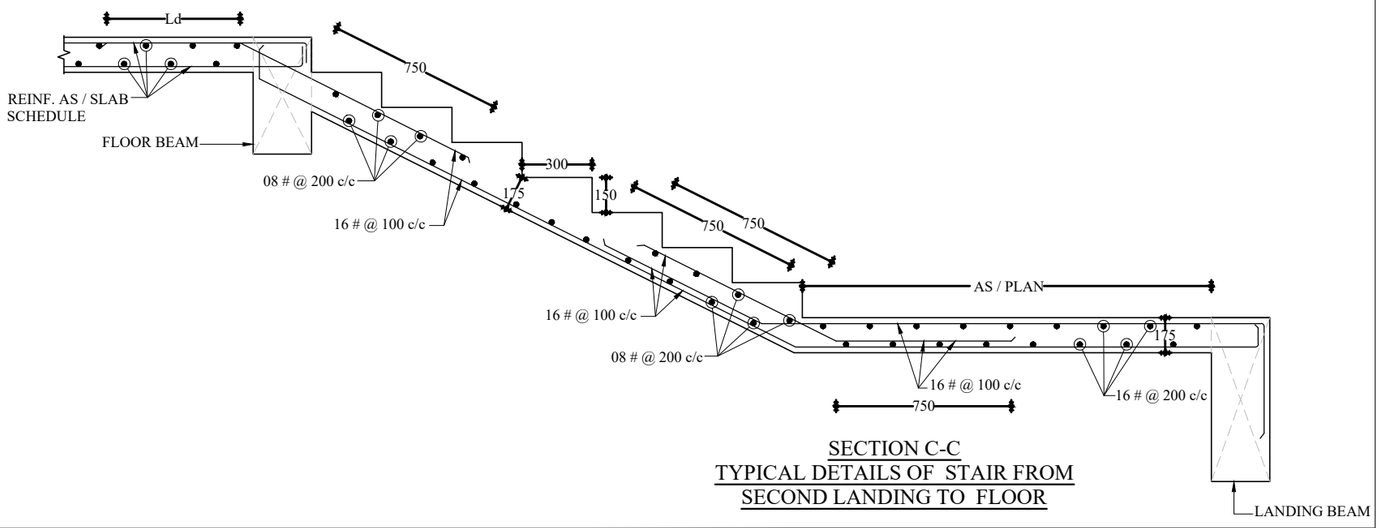

SECTION C-C
TYPICAL DETAILS OF STAIR FROM
SECOND LANDING TO FLOOR

CONSULTANT INTEGRAL SOLUTIONS G - 3107, 2nd FLOOR, JN INTERNATIONAL STADIUM, KALOOR, KOCHI - 682017. Ph: 0484 - 4064505 | FAX: 0484 - 2534987 | www.integralsolutions.co.in	ARCHITECTS		DRAWING DETAILS							DESIGN BY	NITHIN T.J	CLIENT	COCHIN SMART MISSION LIMITED
			LAYOUT & DETAILS OF STAIR							DRAWN BY	RENJITH		
STRUCTURAL ENGINEER	AR. DRG NO.		REVISIONS				REMARKS	DRAWING FOR EXECUTION		CHECKED BY	DIBIN T DAVIS	PROJECT	OP & ADMIN BLOCK MOTHER AND CHILD HOSPITAL, MATTANCHERY
	STRL. DRG NO.	CSML/M13/HCP/MWC/ST-13								APPROVED BY	N.VENUGOPALAN		
NEENAMMA KURIEN N.VENUGOPALAN	ARTICLE NO./ REF NO.									SCALE	NTS	DRAWING TITLE	LAYOUT & DETAILS OF STAIR
APPROVED BY THE STATE Govt. G.OS 1. G.O. (MS) No. 62/2003/PWD Dated,Thiruvananthapuram 18.12.2003 2. G.O. (MS) No. 58/2004/PWD Dated,Thiruvananthapuram 26.05.2004 3. G.O. (MS) No. 38/2013/PWD Dated,Thiruvananthapuram 09.05.2013			SL NO.	PARTICULARS	DATE	BOOK NO.	01	SHEET NO.	13	DATE	05.02.2019	UNIT	mm

ELECTRICAL DRAWINGS

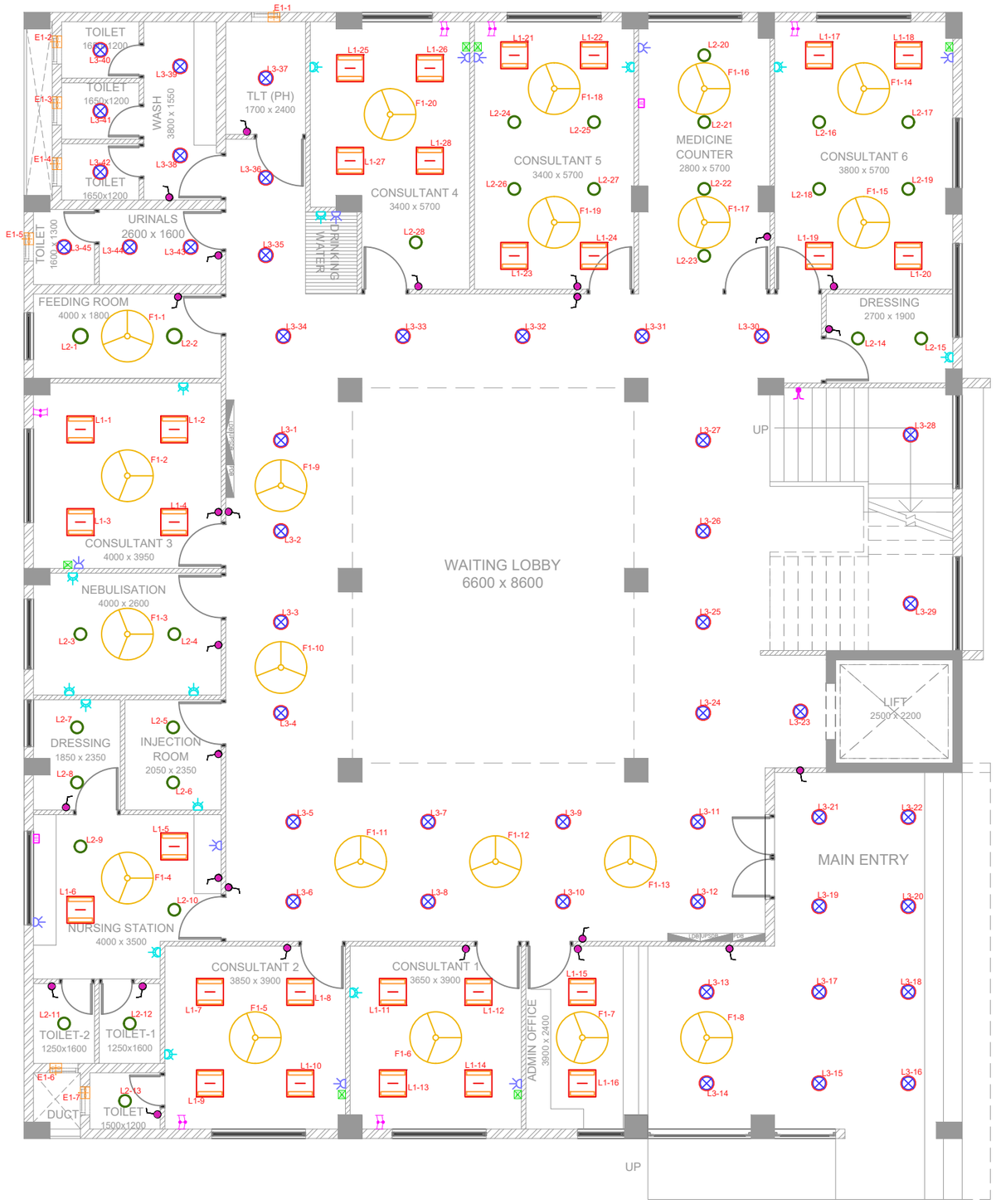

	ELECTRICAL LEGEND	
L1	575 x 575 25W LED LIGHT	= 28
L2	15W LED RECESSED MOUNTED LIGHT	= 28
L3	15W LED SURFACE MOUNTED LIGHT	= 45
	2– WAY LIGHT SWITCH	= 1
	LIGHT SWITCH	= 26
F1	CEILING FAN	= 20
E1	EX. FAN	= 7
	5A 3 PIN FLUSH TYPE SOCKET OUTLET CONTROLLED BY 5A SP SWITCH	= 10
	15A 3 PIN FLUSH TYPE SOCKET OUTLET CONTROLLED BY 15A SP SWITCH	= 14
	20A DP SWITCH	= 6
	JUNCTION BOX (2 x 5A SWITCHES & SOCKETS, RJ45)	= 2
	JUNCTION BOX (2 x 5A SWITCHES & SOCKETS, RJ45 POINT, RJ11 POINT)	= 6
UPS	UPS DISTRIBUTION BOARD	= 2
PDB	POWER DISTRIBUTION BOARD	= 2
LDB	LIGHTING DISTRIBUTION BOARD	= 2
	NOTE :– 1. ALL DB's TO BE AT 1500MM FROM FFL. 2. ALL SWITCH's TO BE AT 1250MM FROM FFL.	

NOTE:

1. ALL DIMENSIONS ARE IN MM UNLESS MENTIONED OTHERWISE
2. ONLY WRITTEN DIMENSION ARE TO BE FOLLOWED
3. THIS DRAWING IS TO BE READ ALONG WITH ALL REFERENCED OR MENTIONED DRAWINGS.
4. NECESSARY CLARIFICATIONS MIGHT BE OBTAINED FROM CSML DEPARTMENT
5. INDISCRIPANCY IF ANY SHOULD BE BROUGHTR TO THE NOTICE OF CSML OFFICE IMMEDIATELY

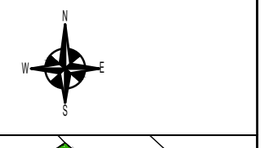

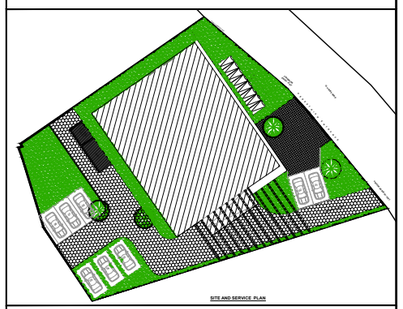

CLIENT : COCHIN SMART MISSION LIMITED
10th Floor, Revenue Tower,
Park Avenue, Kochi-682011, Kerala,India

PMC TEAM : IPE Global & HaskoningDHV Consulting Pvt.Ltd.
10th Floor, Revenue Tower,
Park Avenue, Kochi-682011, Kerala,India

PROJECT NAME
Integrated Development of
Women and Child Hospital Mattancherry

TITLE : Lighting Layout - Ground Floor

DRG NO.		SCALE : NTS(A3) DATE : 23-02-2019	N
CSML/M13/HCP/MWC/ELE001			
Drawn BY	Design BY	Checked BY	REVISION
Soumya	Karunakaran MN	Karunakaran MN	R1

SIGNATORY ARCHITECT:

SIGNATORY CSML :

TENDER PURPOSE ONLY

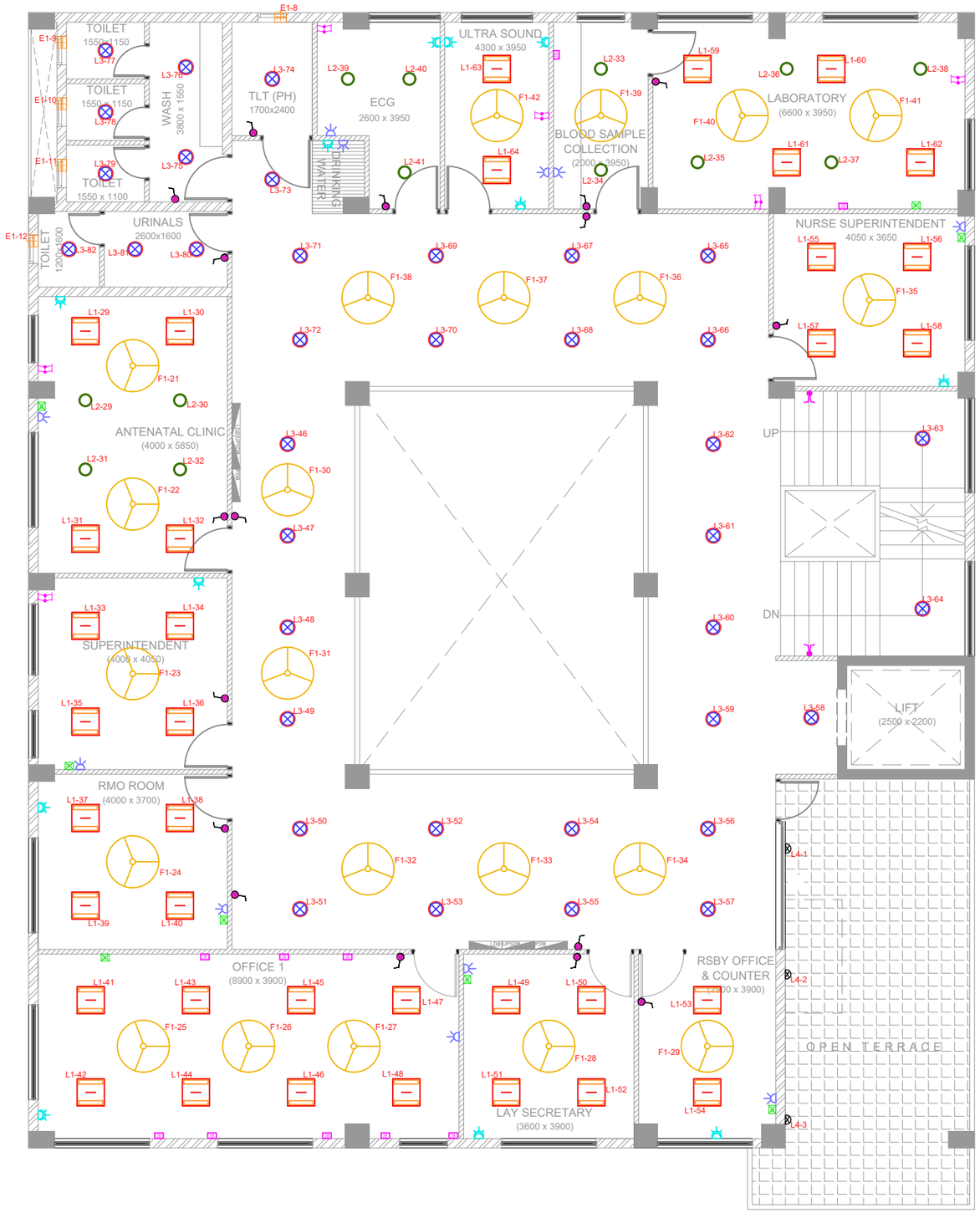

	ELECTRICAL LEGEND	
L1	575 x 575 25W LED LIGHT	= 36
L2	15W LED RECESSED MOUNTED LIGHT	= 13
L3	15W LED SURFACE MOUNTED LIGHT	= 37
L4	9W LED BULK HEAD LIGHT	= 3
	2– WAY LIGHT SWITCH	= 2
	LIGHT SWITCH	= 17
F1	CEILING FAN	= 22
E1	EX. FAN	= 5
	5A 3 PIN FLUSH TYPE SOCKET OUTLET CONTROLLED BY 5A SP SWITCH	= 11
	15A 3 PIN FLUSH TYPE SOCKET OUTLET CONTROLLED BY 15A SP SWITCH	= 12
	20A DP SWITCH	= 6
	JUNCTION BOX (2 x 5A SWITCHES & SOCKETS, RJ45)	= 10
	JUNCTION BOX (2 x 5A SWITCHES & SOCKETS, RJ45 POINT, RJ11 POINT)	= 8
UPS	UPS DISTRIBUTION BOARD	= 2
PDB	POWER DISTRIBUTION BOARD	= 2
LDB	LIGHTING DISTRIBUTION BOARD	= 2
	NOTE :– 1. ALL DB's TO BE AT 1500MM FROM FFL. 2. ALL SWITCH's TO BE AT 1250MM FROM FFL.	

NOTE:

1. ALL DIMENSIONS ARE IN MM UNLESS MENTIONED OTHERWISE
2. ONLY WRITTEN DIMENSION ARE TO BE FOLLOWED
3. THIS DRAWING IS TO BE READ ALONG WITH ALL REFERENCED OR MENTIONED DRAWINGS.
4. NECESSARY CLARIFICATIONS MIGHT BE OBTAINED FROM CSML DEPARTMENT
5. INDISCRIPANCY IF ANY SHOULD BE BROUGHTR TO THE NOTICE OF CSML OFFICE IMMEDIATELY

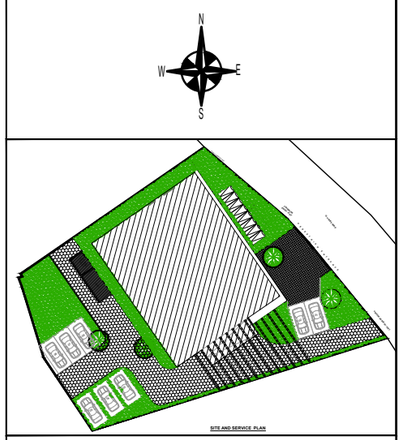

CLIENT : COCHIN SMART MISSION LIMITED
10th Floor, Revenue Tower,
Park Avenue, Kochi-682011, Kerala,India

PMC TEAM : IPE Global & Royal HaskoningDHV
10th Floor, Revenue Tower,
Park Avenue, Kochi-682011, Kerala,India

PROJECT NAME
Integrated Development of
Women and Child Hospital Mattancherry

TITLE : Lighting Layout - First Floor

DRG NO.		SCALE : NTS(A3) DATE : 23-02-2019	N
CSML/M13/HCP/MWC/ELE002			
Drawn BY	Design BY	Checked BY	REVISION
Soumya	Karunakaran MN	Karunakaran MN	R1

SIGNATORY ARCHITECT:

SIGNATORY CSML :

TENDER PURPOSE ONLY

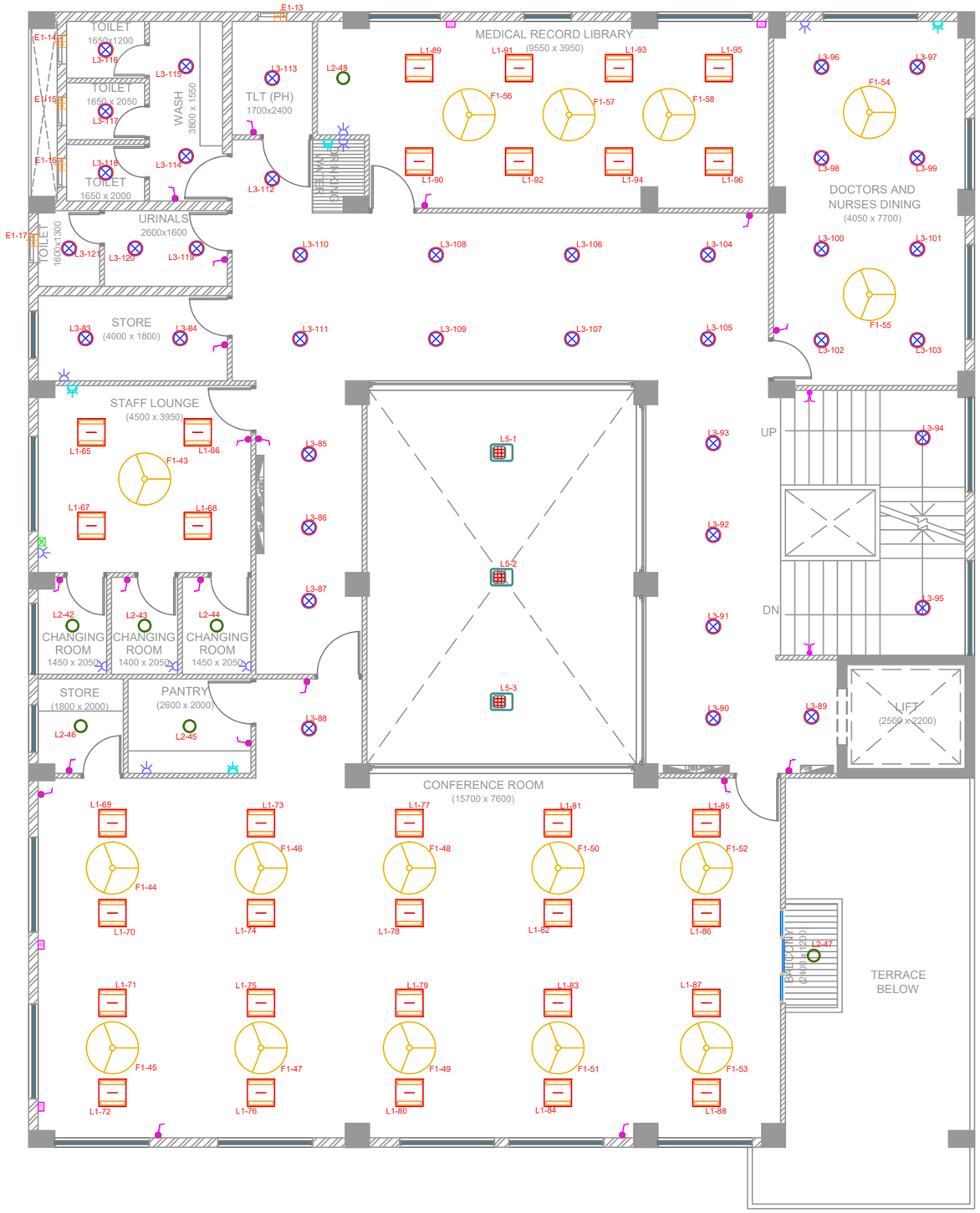

	ELECTRICAL LEGEND	
L1	575 x 575 25W LED LIGHT	= 32
L2	15W LED RECESSED MOUNTED LIGHT	= 7
L3	15W LED SURFACE MOUNTED LIGHT	= 39
L5	70W LED ROTATIONALLY SYMMETRIC LIGHT	= 3
	2– WAY LIGHT SWITCH	= 2
	LIGHT SWITCH	= 20
F1	CEILING FAN	= 16
E1	EX. FAN	= 5
	5A 3 PIN FLUSH TYPE SOCKET OUTLET CONTROLLED BY 5A SP SWITCH	= 9
	15A 3 PIN FLUSH TYPE SOCKET OUTLET CONTROLLED BY 15A SP SWITCH	= 4
	JUNCTION BOX (2 x 5A SWITCHES & SOCKETS, RJ45)	= 4
	JUNCTION BOX (2 x 5A SWITCHES & SOCKETS, RJ45 POINT, RJ11 POINT)	= 1
	UPS DISTRIBUTION BOARD	= 2
	POWER DISTRIBUTION BOARD	= 2
	LIGHTING DISTRIBUTION BOARD	= 2
	NOTE :– 1. ALL DB's TO BE AT 1500MM FROM FFL. 2. ALL SWITCH's TO BE AT 1250MM FROM FFL.	

NOTE:

1. ALL DIMENSIONS ARE IN MM UNLESS MENTIONED OTHERWISE
2. ONLY WRITTEN DIMENSION ARE TO BE FOLLOWED
3. THIS DRAWING IS TO BE READ ALONG WITH ALL REFERENCED OR MENTIONED DRAWINGS.
4. NECESSARY CLARIFICATIONS MIGHT BE OBTAINED FROM CSML DEPARTMENT
5. INDISCRIPANCY IF ANY SHOULD BE BROUGHTR TO THE NOTICE OF CSML OFFICE IMMEDIATELY

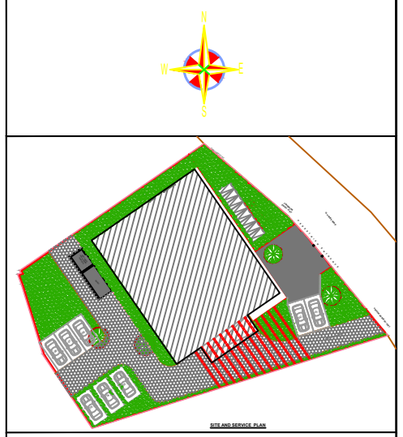

SITE AND SERVICE PLAN

CLIENT : COCHIN SMART MISSION LIMITED
10th Floor, Revenue Tower,
Park Avenue, Kochi-682011, Kerala,India

PMC TEAM : IPE Global & Royal HaskoningDHV
10th Floor, Revenue Tower,
Park Avenue, Kochi-682011, Kerala,India

PROJECT NAME
Integrated Development of
Women and Child Hospital Mattancherry

TITLE : Lighting Layout - Second Floor

DRG NO.		SCALE : NTS(A3) DATE : 23-02-2019	N
CSML/M13/HCP/MWC/ELE003			
Drawn BY	Design BY	Checked BY	REVISION
Soumya	Karunakaran MN	Karunakaran MN	R1

SIGNATORY
ARCHITECT:

SIGNATORY
CSML :

TENDER PURPOSE ONLY

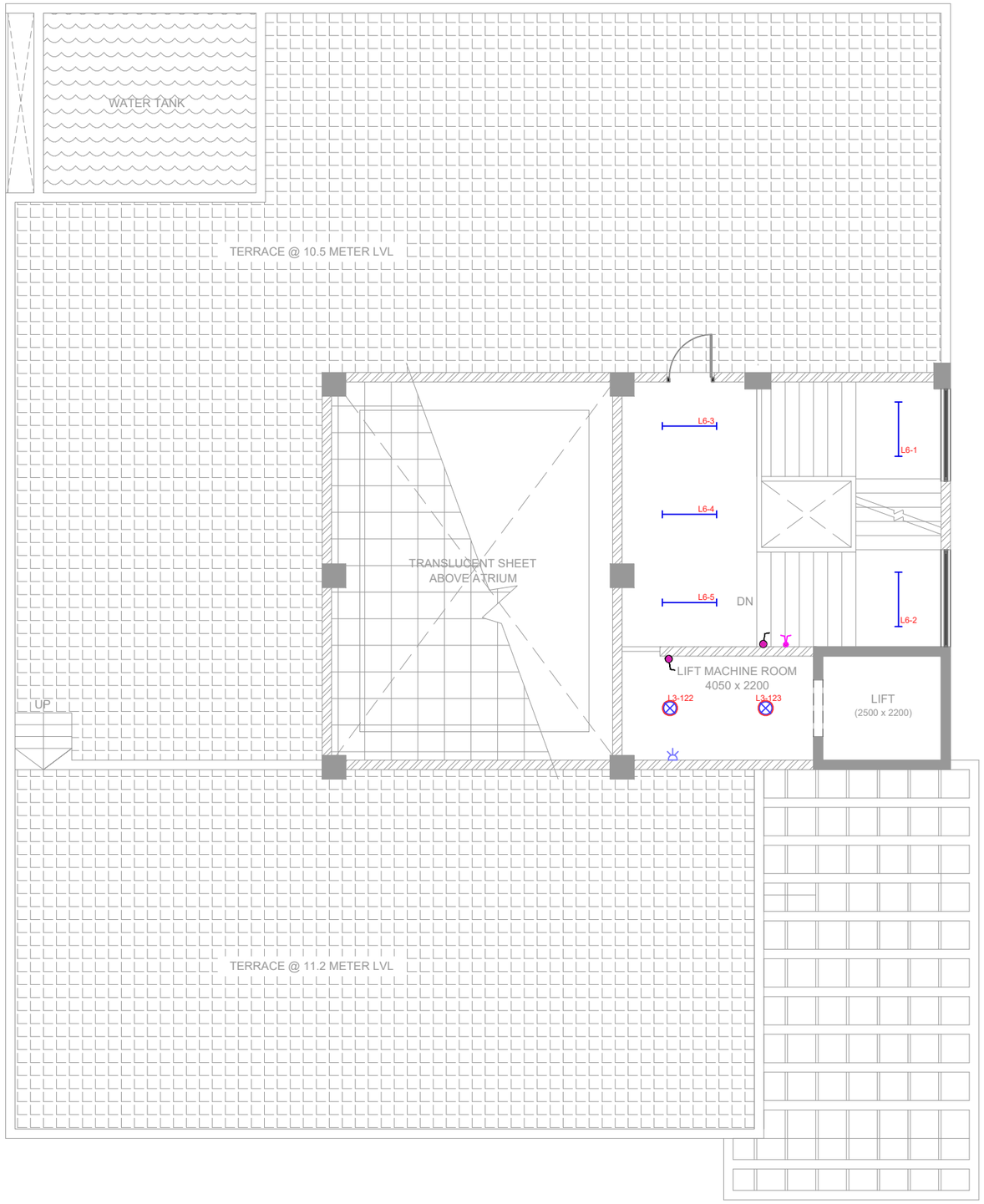

	ELECTRICAL LEGEND	
L3	15W LED SURFACE MOUNTED LIGHT	= 2
L6	18W LED TUBE LIGHT	= 5
	2– WAY LIGHT SWITCH	= 1
	LIGHT SWITCH	= 2
	5A 3 PIN FLUSH TYPE SOCKET OUTLET CONTROLLED BY 5A SP SWITCH	= 1
	NOTE :– 1. ALL DB's TO BE AT 1500MM FROM FFL. 2. ALL SWITCH's TO BE AT 1250MM FROM FFL.	

NOTE:

1. ALL DIMENSIONS ARE IN MM UNLESS MENTIONED OTHERWISE
2. ONLY WRITTEN DIMENSION ARE TO BE FOLLOWED
3. THIS DRAWING IS TO BE READ ALONG WITH ALL REFERENCED OR MENTIONED DRAWINGS.
4. NECESSARY CLARIFICATIONS MIGHT BE OBTAINED FROM CSML DEPARTMENT
5. INDISCRIPANCY IF ANY SHOULD BE BROUGHTR TO THE NOTICE OF CSML OFFICE IMMEDIATELY

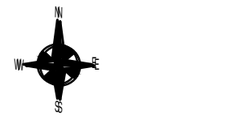

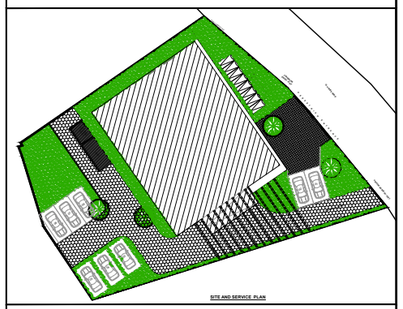

CLIENT : COCHIN SMART MISSION LIMITED
10th Floor, Revenue Tower,
Park Avenue, Kochi-682011, Kerala,India

PMC TEAM : IPE Global & Royal HaskoningDHV
10th Floor, Revenue Tower,
Park Avenue, Kochi-682011, Kerala,India

PROJECT NAME
Integrated Development of
Women and Child Hospital Mattancherry

TITLE : Lighting Layout - Terrace Floor

DRG NO.	SCALE : NTS(A3)	N
CSML/M13/HCP/MWC/ELE004	DATE : 23-02-2019	

Drawn BY	Design BY	Checked BY	REVISION
Soumya	Karunakaran MN	Karunakaran MN	R1

SIGNATORY ARCHITECT:	SIGNATORY CSML :

TENDER PURPOSE ONLY